Police Complaints Information Bulletin

South Wales Police

01 April 2025 - 31 March 2026 (Q4 2025/26)

IOPC Independent Office for Police Conduct

About this bulletin

This bulletin presents information about complaints defined under the Police Reform Act 2002 (PRA 2002), as amended by the Police and Crime Act 2017. The legislation came into effect on 1 February 2020 (4 January 2021 for the British Transport Police).

It sets out performance against a number of measures and compares force results to their most similar force (MSF) group (where applicable)

Please note: Unless stated otherwise, tables within the bulletin consist of 'year-to-date' figures covering all matters being started or completed between the two dates.

Q1: 1 April to 30 June, Q2: 1 April to 30 September, Q3: 1 April to 31 December, Q4: 1 April to 31 March

Notes for this edition of the bulletin

Devon and Cornwall: Devon and Cornwall Police had a significant backlog of complaints, including complaints that showed as live but were only administratively awaiting finalisation. Following restructure and uplift of resourcing this queue is being reduced, and we believe this is directly impacting the duration of Complaints Finalised

De-recorded matters: A new data loading process has been introduced which removes matters that have been 'de-recorded' (meaning complaints and allegations recorded in error) from the figures. Figures may differ from those previously reported, particularly in 'same period last year' calculations

Contents

Page 1 Summary of complaints and allegations logged

Page 2 How complaints are being handled and what has been complained about

Page 3 Subcategories of the most frequently applied allegation categories

Page 4 Factors applied to allegations logged

Page 5 Factors on frequently applied allegation categories (force figures only)

Page 6 How allegations have been handled and allegation timeliness

Page 7 Complaint case timeliness

Page 8 Findings and actions on Outside Schedule 3 allegations

Page 9 Findings on Schedule 3 allegations

Page 10 Actions on Schedule 3 allegations

Page 11 Reviews received

Page 12 Reviews outcomes and timeliness

Page 13 Referrals to the IOPC

Page 14 Notes and links

Acronyms used in this bulletin

YTD – Year to date figures, **SPLY** - Same period last year, **MSF** - Most similar force, **LPB** - Local policing body, **PRA** - Police Reform Act 2002

Nat. – National, **RPRP** – Reflective Practice Review Process, **UPP** – Unsatisfactory Performance Procedure

Most Similar Force (MSF) Group: Gwent Police, Humberside Police, Lancashire Constabulary, Northumbria Police, Nottinghamshire Police, South Wales Police, South Yorkshire Police, West Yorkshire Police

Complaints and allegations logged

A **complaint case** is formed of one or more **allegations**.

This bulletin contains data on complaints, allegations, referrals and reviews broken down in the following ways:

- **Force** - The police force and date range covered by the bulletin title
- **SPLY** - Data as above in the same period of the previous financial year
- **MSF Average** - Most Similar Force group* average for the period
- **National** - Total or average of all forces in this period

*Most Similar Force groups are specified by the Home Office and enable comparison between forces of similar size and demographics

Measure	Complaints logged	Per 1,000 employees
Force	2,596	390
SPLY	2,914	433
MSF Average	2,478	427
National	108,988	432

Measure	Allegations Logged	Per 1,000 employees
Force	4,663	701
SPLY	5,775	858
MSF Average	4,293	756
National	188,600	748

Numbers per 1,000 employees are used to demonstrate how the number of complaints/allegations against a force compare to their most similar force group and national figures.

Note: Number of employees is a fixed number through the period, therefore complaints and allegations per 1,000 employees is higher for the full period (as in the table) than when broken down in to quarters (as per the charts)

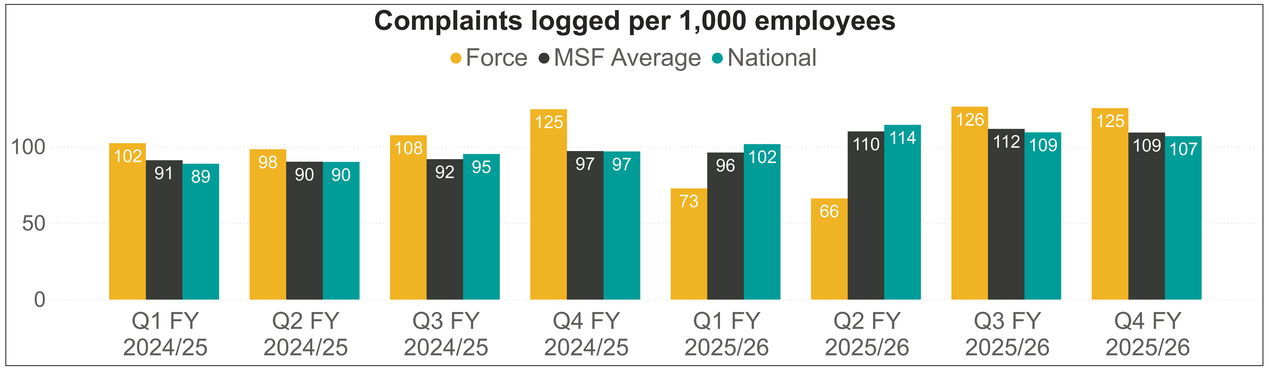

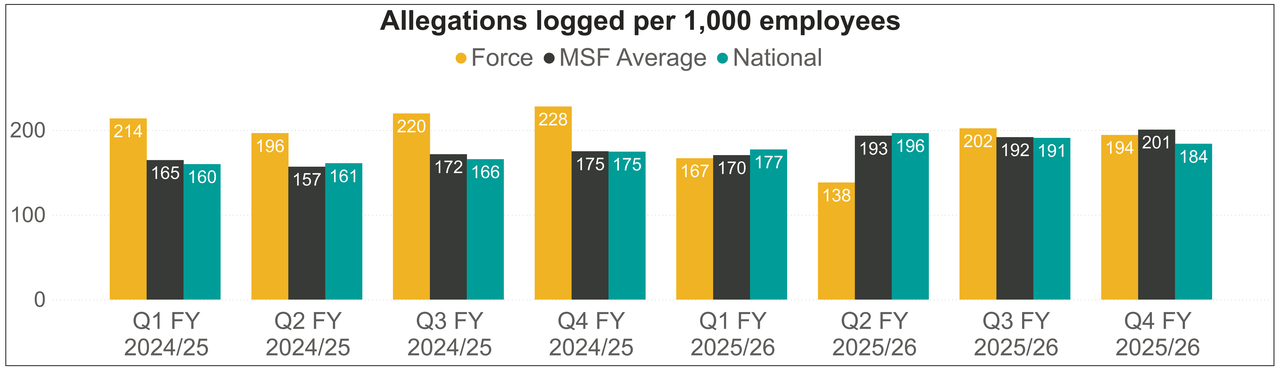

The force should **contact** the complainant and **log (record)** the complaint as soon as possible after the complaint has been raised. Average to log/contact is from the customer perspective.

Data labels in the above charts are those of the force

Measure	Average working days to contact complainants	Average working days to log complaints
Force	8	7
SPLY	10	10
MSF Average	9	10
National	8	7

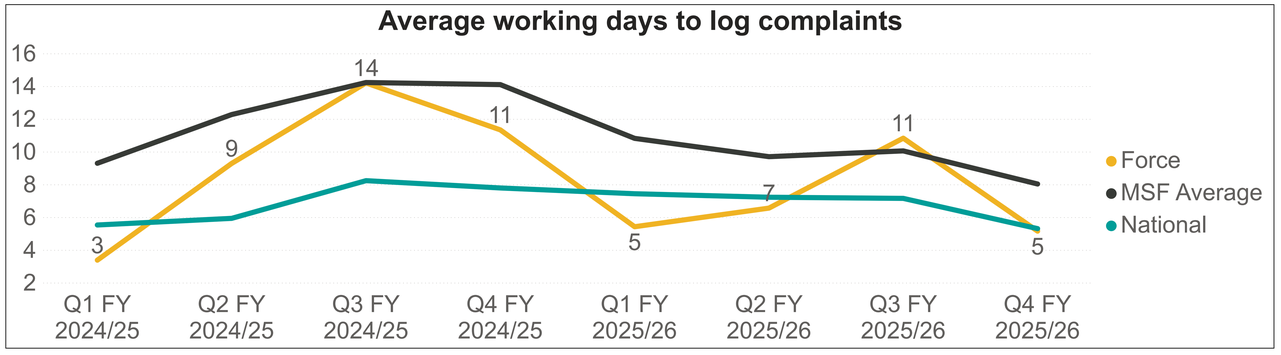

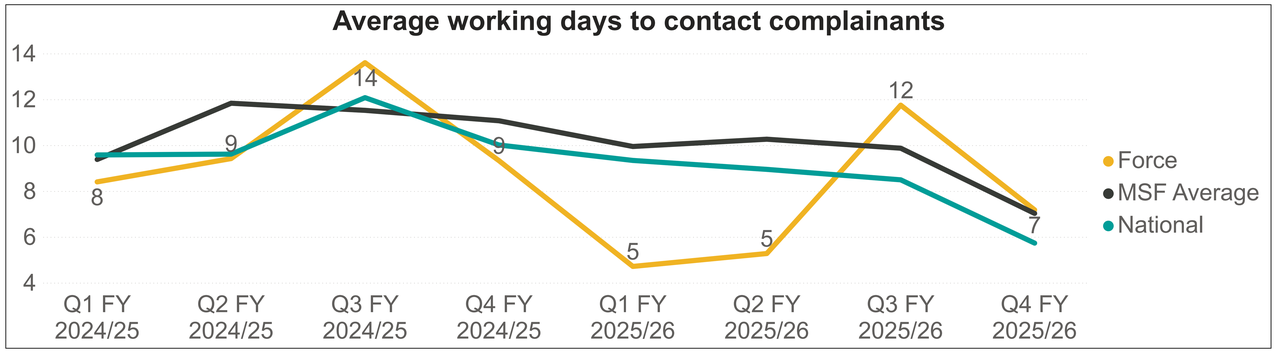

For information on what has been complained about, see pages 2 to 5

For information on allegations and complaints timeliness, see pages 6 and 7

Most Similar Force (MSF) Group: Gwent Police, Humberside Police, Lancashire Constabulary, Northumbria Police, Nottinghamshire Police, South Wales Police, South Yorkshire Police, West Yorkshire Police

How complaints are being handled and what has been complained about

When a complaint is received by the force, the force can attempt to handle the complaint informally (outside of Schedule 3 of the Police Reform Act) or handle it formally (under Schedule 3). When deciding handle to complaint formally, the force should record the reason why

Measure type	Force		SPLY		MSF Average		National	
Reason complaint recorded under Schedule 3	Complaints	%	Complaints	%	Complaints	%	Complaints	%
AA/body responsible for initial handling decides	6	0%	42	2%	92	11%	13,438	37%
Complainant wishes the complaint be recorded	975	65%	1,877	82%	261	30%	6,263	17%
Dissatisfaction after initial handling	4	0%	4	0%	122	14%	6,430	18%
Nature of the allegation(s) in the complaint	513	34%	366	16%	385	45%	10,354	28%
Total	**1,498**	**100%**	**2,289**	**100%**	**861**	**100%**	**36,485**	**100%**

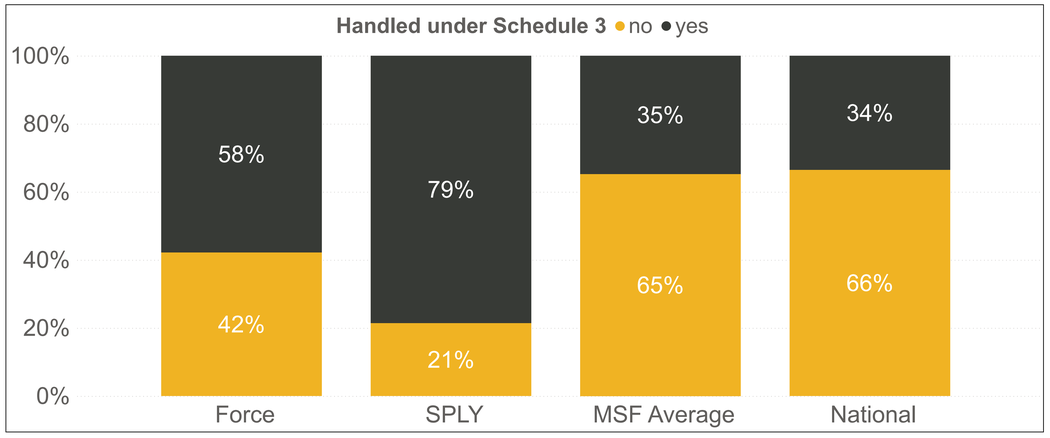

Allegations should have an allegation category applied to them which will identify the root of what the allegation is about. Most of these categories are broken down into subcategories which are detailed in the following pages. An allegation will have a single subcategory applied, a complaint can consist of numerous allegations, each with their own category

Allegation category	Delivery of duties and service	Police powers, policies and procedures	Handling of or damage to property/ premises	Access and/or disclosure of information	Use of police vehicles	Discriminatory behaviour	Abuse of position/ corruption	Individual behaviours	Sexual conduct	Discreditable conduct	Other	Total
Force	2,364	905	183	103	56	159	51	800	2	32	8	**4,663**
SPLY	2,742	1,054	219	125	81	223	131	1,126	11	43	20	**5,775**
MSF Average	2,283	938	147	108	46	115	40	518	8	24	66	**4,293**
National	103,106	41,505	6,603	4,098	2,025	4,996	1,507	21,384	336	1,167	1,871	**188,598**

Allegation category	Delivery of duties and service	Police powers, policies and procedures	Handling of or damage to property/ premises	Access and/or disclosure of information	Use of police vehicles	Discriminatory behaviour	Abuse of position/ corruption	Individual behaviours	Sexual conduct	Discreditable conduct	Other	Total
Force	51%	19%	4%	2%	1%	3%	1%	17%	0%	1%	0%	**100%**
SPLY	47%	18%	4%	2%	1%	4%	2%	19%	0%	1%	0%	**100%**
MSF Average	53%	22%	3%	3%	1%	3%	1%	12%	0%	1%	2%	**100%**
National	55%	22%	4%	2%	1%	3%	1%	11%	0%	1%	1%	**100%**

Top five most applied allegation categories

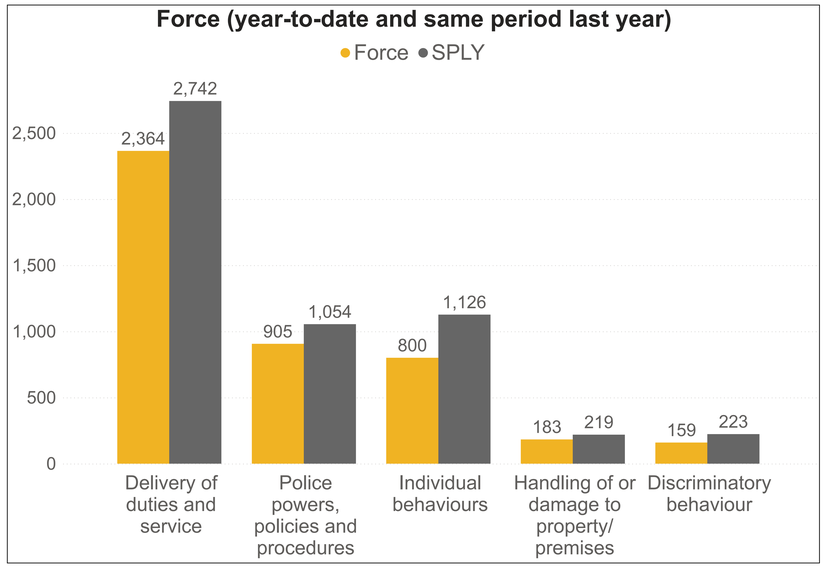

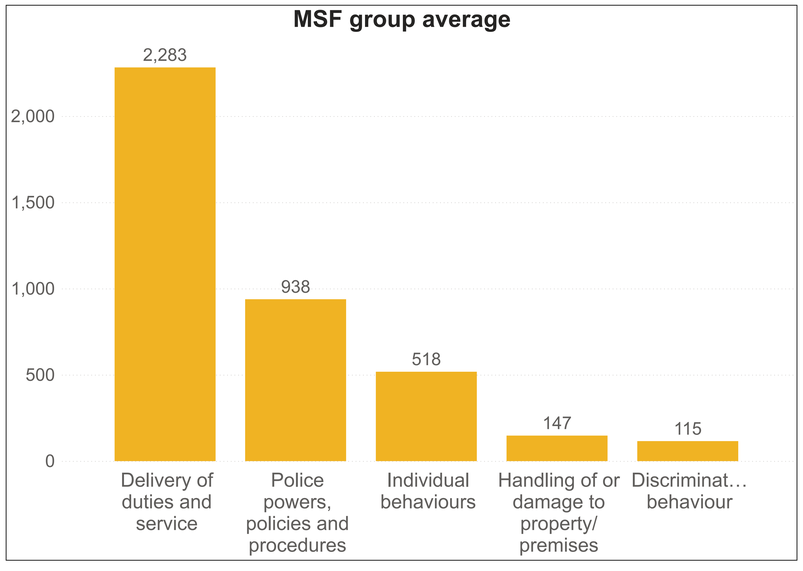

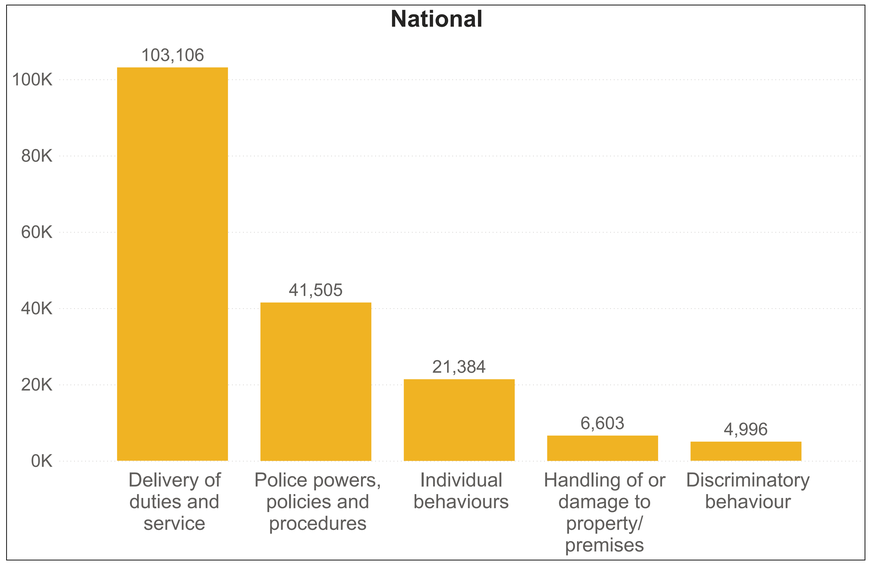

Most Similar Force (MSF) Group: Gwent Police, Humberside Police, Lancashire Constabulary, Northumbria Police, Nottinghamshire Police, South Wales Police, South Yorkshire Police, West Yorkshire Police

Allegation subcategories

This section presents data on some of the most commonly recorded categories on allegations logged. For more information on allegation categories, see the IOPC website and links provided on page 14.

This category is about the service received from the police. Complaints in this category can be organisational or can be about individual behaviour

Delivery of duties and service	Force		SPLY		MSF Average		National	
Sub-category	Logged	%	Logged	%	Logged	%	Logged	%
Police action following contact	1,572	67%	1,803	66%	849	37%	43,168	42%
Decisions	459	19%	578	21%	442	19%	16,853	16%
Information	277	12%	322	12%	286	13%	11,776	11%
General level of service	55	2%	39	1%	706	31%	31,306	30%
Total	**2,363**	**100%**	**2,742**	**100%**	**2,283**	**100%**	**103,103**	**100%**

This concerns individual behaviours (language, actions and behaviour) that are not an abuse of position or discriminatory in nature

Individual behaviours	Force		SPLY		MSF Average		National	
Sub-category	Logged	%	Logged	%	Logged	%	Logged	%
Impolite language / tone	256	32%	332	29%	138	27%	5,690	27%
Unprofessional attitude and disrespect	204	26%	311	28%	146	28%	6,001	28%
Overbearing or harassing behaviours	140	18%	211	19%	79	15%	3,342	16%
Impolite and intolerant actions	113	14%	149	13%	95	18%	3,216	15%
Lack of fairness and impartiality	87	11%	123	11%	61	12%	3,135	15%
Total	**800**	**100%**	**1,126**	**100%**	**518**	**100%**	**21,384**	**100%**

This category is about the use of police powers, including where an available power has not been used, and police policies and procedures. Complaints in this category can be organisational or about individual behaviour

Police powers, policies and procedures	Force		SPLY		MSF Average		National	
Sub-category	Logged	%	Logged	%	Logged	%	Logged	%
Use of force	292	32%	329	31%	240	26%	9,354	23%
Detention in police custody	166	18%	198	19%	139	15%	5,441	13%
Power to arrest and detain	140	15%	171	16%	156	17%	7,174	17%
Searches of premises and seizure of property	134	15%	161	15%	146	16%	5,528	13%
Bail, identification and interview procedures	56	6%	62	6%	44	5%	2,573	6%
Other policies and procedures	53	6%	43	4%	83	9%	5,037	12%
Evidential procedures	32	4%	46	4%	86	9%	3,715	9%
Stops, and stop and search	24	3%	39	4%	31	3%	1,981	5%
Out of court disposals	8	1%	5	0%	15	2%	700	2%
Total	**905**	**100%**	**1,054**	**100%**	**938**	**100%**	**41,503**	**100%**

This includes any issue where an element of discrimination was involved or was perceived to be involved. It also includes any instances where the possible discriminatory behaviour is identified by the person receiving, recording, or investigating a complaint. Complaints in this category can be organisational or can be about individual behaviour.

Discriminatory behaviour	Force		SPLY		MSF Average		National	
Sub-category	Logged	%	Logged	%	Logged	%	Logged	%
Race	73	46%	75	34%	50	43%	2,379	48%
Disability	33	21%	44	20%	26	22%	1,107	22%
Sex	29	18%	65	29%	21	18%	723	14%
Other	10	6%	24	11%	9	8%	376	8%
Gender reassignment	5	3%	2	1%	2	2%	55	1%
Sexual orientation	5	3%	6	3%	3	3%	133	3%
Religion or belief	3	2%	5	2%	3	2%	157	3%
Age	1	1%	1	0%	1	1%	63	1%
None					0	0%		
Marriage and civil partnership					0	0%		
Pregnancy and maternity			1	0%	0	0%	3	0%
Total	**159**	**100%**	**223**	**100%**	**115**	**100%**	**4,996**	**100%**

Most Similar Force (MSF) Group: Gwent Police, Humberside Police, Lancashire Constabulary, Northumbria Police, Nottinghamshire Police, South Wales Police, South Yorkshire Police, West Yorkshire Police

Factors applied to allegations logged

This section presents information that shows the situational context of the dissatisfaction expressed in a complaint.

Each allegation should have a single category selected. However, multiple factors can be selected on a single allegation. Therefore, the sum of factors will not equal the total allegations logged in each category and the percentages here will add up to over 100%. Please refer to our guidance on capturing data about police complaints for definitions of categories and factors.

Measure type	Force		SPLY		MSF Average		National	
Factor	Logged	%	Logged	%	Logged	%	Logged	%
Investigation	2,488	53%	3,402	59%	1,671	39%	73,662	39%
Arrest	1,222	26%	1,704	30%	584	14%	22,295	12%
Domestic / gender abuse	741	16%	925	16%	247	6%	10,451	6%
VAWG - dissatisfaction handling	587	13%	707	12%	191	4%	8,335	4%
Custody	499	11%	669	12%	278	6%	10,889	6%
Neighbourhood policing	446	10%	409	7%	210	5%	8,198	4%
Roads/traffic	383	8%	448	8%	261	6%	11,363	6%
Mental health	381	8%	552	10%	150	3%	5,236	3%
None	338	7%	344	6%	752	18%	38,408	20%
Drugs / alcohol	283	6%	414	7%	68	2%	1,998	1%
Call Handling	216	5%	274	5%	187	4%	8,178	4%
Restraint equipment	175	4%	163	3%	37	1%	1,759	1%
Premises search	170	4%	209	4%	122	3%	4,979	3%
Child protection / CSA / CSE	163	3%	229	4%	96	2%	3,524	2%
Public order incident	128	3%	176	3%	36	1%	1,350	1%
Social media	103	2%	108	2%	26	1%	892	0%
Stop and/or search	89	2%	110	2%	53	1%	3,983	2%
Hate Crime	78	2%	110	2%	28	1%	836	0%
Missing persons	58	1%	61	1%	32	1%	1,198	1%
Death	56	1%	101	2%	38	1%	1,617	1%
Firearms	55	1%	28	0%	21	0%	880	0%
	52	1%	9	0%	68	2%	1,637	1%
Fraud	48	1%	72	1%	21	0%	1,448	1%
Serious injury	47	1%	35	1%	11	0%	352	0%
VAWG - police perpetrated	26	1%	54	1%	18	0%	828	0%
Taser	25	1%	16	0%	7	0%	189	0%
VAWG - police victim	12	0%	27	0%	5	0%	161	0%
Covert policing	5	0%	4	0%	2	0%	83	0%
Police dogs or horses	4	0%	2	0%	3	0%	115	0%
PPDA			5	0%	1	0%	168	0%
PPDA - Police victim			4	0%	0	0%	5	0%
Prejudicial and improper behaviour					4	0%	29	0%

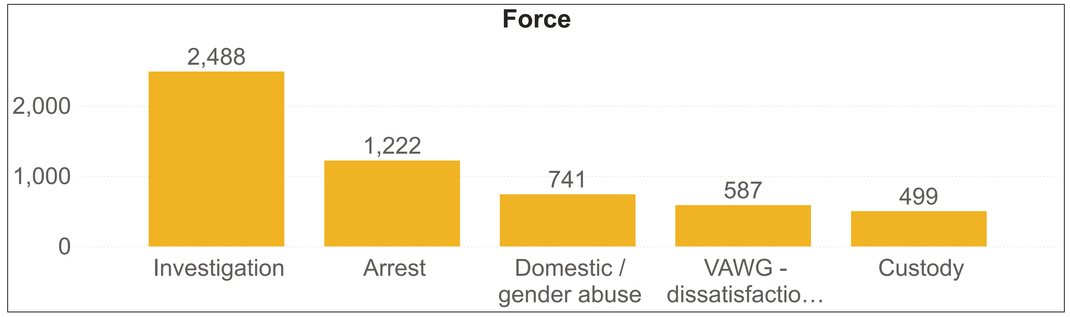

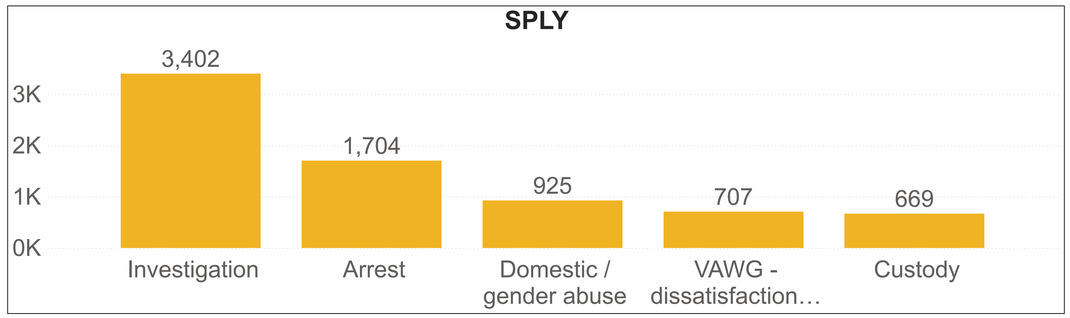

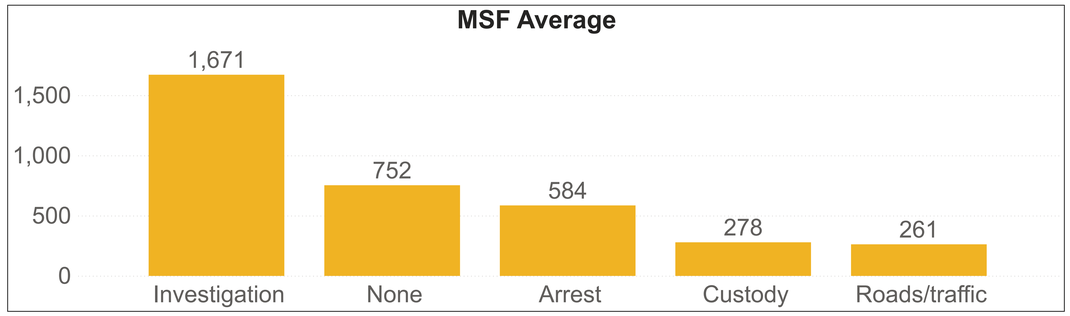

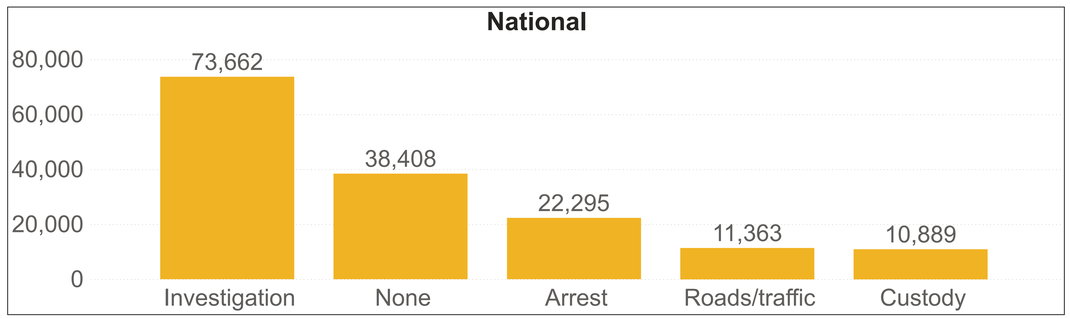

Most Similar Force (MSF) Group: Gwent Police, Humberside Police, Lancashire Constabulary, Northumbria Police, Nottinghamshire Police, South Wales Police, South Yorkshire Police, West Yorkshire Police

Factors on frequently applied allegation categories (force figures only)

This section presents information that shows what people are complaining about using a combination of allegation categories and factors against the police force.

Categories capture the root of the dissatisfaction expressed in a complaint. Factors capture the situational context of the dissatisfaction expressed in a complaint.

The combination of categories and factors provides a richer picture of what people are complaining about compared to the categories alone.

Each allegation should have a single category selected. However, multiple factors can be selected on a single allegation. Therefore, the sum of factors will not equal the total allegations logged in each category. Please refer to our guidance on capturing data about police complaints for definitions of categories and factors.

Category	Delivery of duties and service		Discriminatory behaviour		Individual behaviours		Police powers, policies and procedures	
Factors	Allegations Logged	Percent	Allegations Logged	Percent	Allegations Logged	Percent	Allegations Logged	Percent
Investigation	1,561	66%	93	58%	345	43%	318	35%
Arrest	363	15%	27	17%	159	20%	566	63%
Domestic / gender abuse	385	16%	27	17%	100	13%	171	19%
VAWG - dissatisfaction handling	375	16%	17	11%	94	12%	75	8%
Custody	86	4%	9	6%	72	9%	288	32%
Neighbourhood policing	288	12%	13	8%	81	10%	41	5%
Mental health	149	6%	16	10%	68	9%	128	14%
Roads/traffic	132	6%	15	9%	93	12%	69	8%
Drugs / alcohol	85	4%	7	4%	44	6%	126	14%
None	147	6%	10	6%	80	10%	17	2%
Call Handling	121	5%	7	4%	75	9%	9	1%
Restraint equipment	28	1%	2	1%	21	3%	112	12%
Child protection / CSA / CSE	103	4%	1	1%	17	2%	33	4%
Premises search	23	1%	6	4%	28	4%	97	11%
Public order incident	33	1%	7	4%	25	3%	49	5%
Social media	58	2%	7	4%	16	2%	14	2%
Stop and/or search	10	0%	9	6%	21	3%	39	4%
Hate Crime	49	2%	8	5%	14	2%	6	1%
Missing persons	19	1%	1	1%	21	3%	13	1%
Death	35	1%			10	1%	4	0%
Fraud	34	1%			4	1%	7	1%
	24	1%	5	3%	6	1%	9	1%
Firearms	17	1%			10	1%	17	2%
Serious injury	13	1%			10	1%	20	2%
Taser	5	0%			6	1%	13	1%
VAWG - police perpetrated	4	0%			2	0%	16	2%
VAWG - police victim	5	0%					5	1%
Police dogs or horses					4	1%		
Covert policing	1	0%					1	0%

How allegations have been handled and allegation timeliness

This section presents the time it takes the force to finalise allegations by how they were handled.

- An allegation can be handled informally (outside of Schedule 3 of the Police Reform Act 2002) or formally handled under Schedule 3
- Schedule 3 allegations can handled without investigation or by investigation.
- Where handled by investigation this may be subject to 'special procedures' (meaning that a finding of a case to answer for misconduct may be found)
- If not subject to special procedures, a finding of the service provided being acceptable or unacceptable may be found.

For more information on allegation findings and actions, please see pages 8 - 10

Handling method	Outside of Schedule 3		Under Schedule 3 - not subject to investigation		Under Schedule 3 - by local investigation		Under Schedule 3 - by directed investigation		Under Schedule 3 - by independent investigation		Total	
Number finalised	Allegations Finalised	%	Allegations Finalised	%	Allegations Finalised	%	Allegations Finalised	%	Allegations Finalised	%	Allegations Finalised	%
Force	1,164	22%	3,724	69%	507	9%					**5,395**	**100%**
SPLY	744	13%	4,276	74%	711	12%			9	0%	**5,740**	**100%**
MSF Average	1,855	44%	1,801	43%	535	13%	0	0%	8	0%	**4,200**	**100%**
National	82,446	45%	85,168	46%	16,974	9%	1	0%	315	0%	**184,904**	**100%**

Local investigation	Not special procedures Finalised	%	Special procedures Finalised	%	Total Finalised	%
Force	457	90%	50	10%	**507**	**100%**
SPLY	662	93%	49	7%	**711**	**100%**
MSF Average	502	94%	33	6%	**535**	**100%**
National	15,386	91%	1,588	9%	**16,974**	**100%**

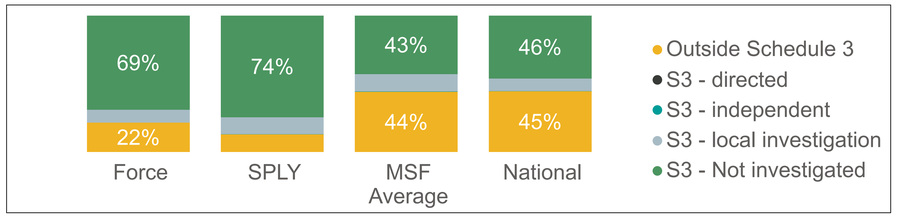

Timeliness is calculated from the date the allegation was received by the force to the day the complainant is informed of the allegation decision.

Allegations with 'invalid dates' have been removed from the data shown. Please refer to the performance framework counting rules and calculations on the IOPC website for an explanation of invalid dates.

Handling method	Force	SPLY	MSF Average	National
Outside of Schedule 3	13	11	20	22
Under Schedule 3 - not subject to investigation	111	103	129	106
Under Schedule 3 - by local investigation	256	233	258	228
Under Schedule 3 - by directed investigation	0	0	0	48
Under Schedule 3 - by independent investigation	0	402	195	338

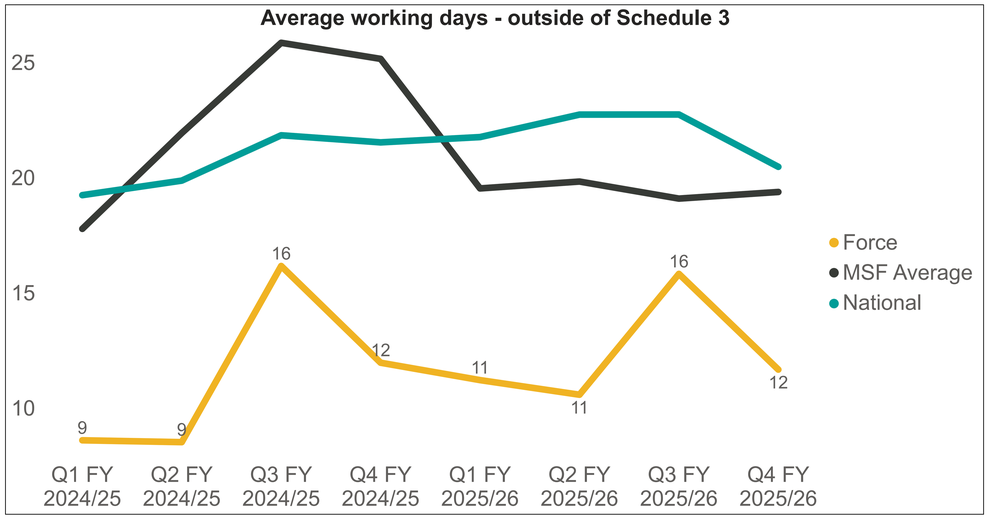

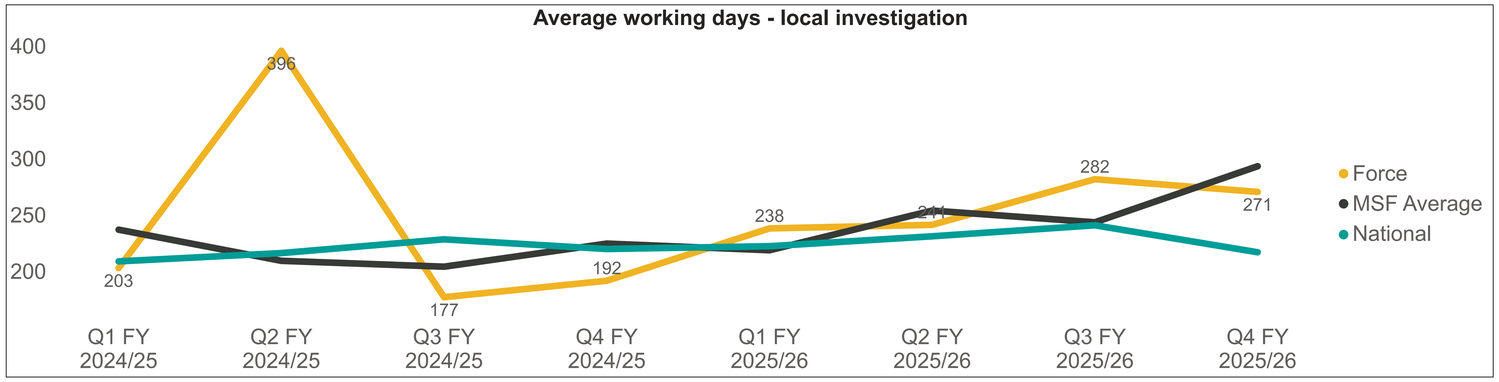

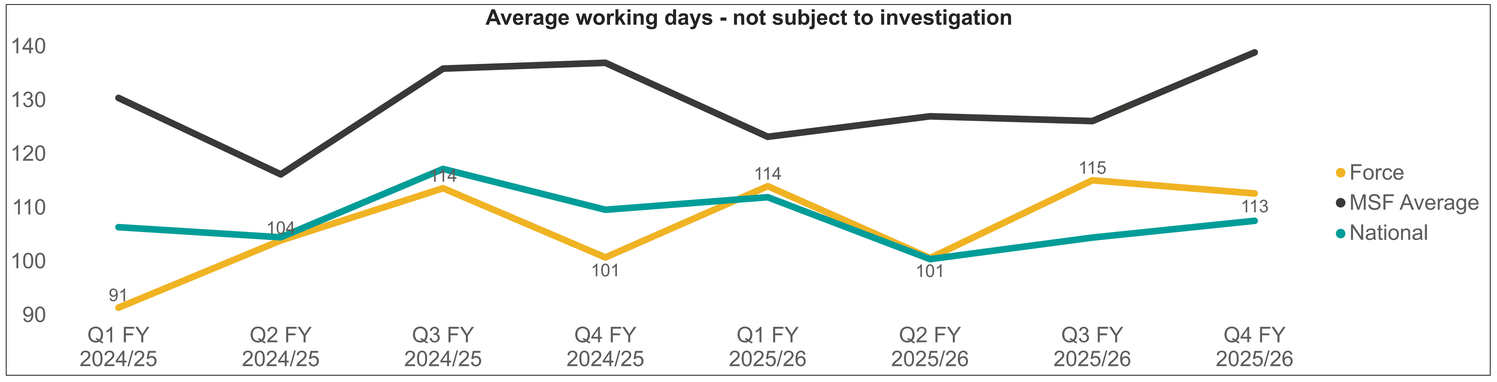

Most Similar Force (MSF) Group: Gwent Police, Humberside Police, Lancashire Constabulary, Northumbria Police, Nottinghamshire Police, South Wales Police, South Yorkshire Police, West Yorkshire Police

Complaint timeliness

This section shows the time it takes the force to finalise complaint cases from the customer's perspective. Timeliness is calculated from the date the complaint was made. On cases under Schedule 3, the below figures include the time a case may spend suspended due to criminal matters.

Complaint cases with 'invalid dates' have been removed from the data shown. Please refer to the IOPC website performance framework counting rules and calculations on the for an explanation of invalid dates.

.	Outside of Schedule 3		Schedule 3 - not investigated		Schedule 3 investigated (not subject to special procedures)		Schedule 3 investigated (subject to special procedures)		Total	
Measure type	Finalised	%	Finalised	%	Finalised	%	Finalised	%	Finalised	%
Force	1,045	35%	1,739	59%	160	5%	14	0%	**2,958**	**100%**
SPLY	630	22%	2,010	71%	179	6%	19	1%	**2,838**	**100%**
MSF Average	1,551	64%	720	30%	155	6%	11	0%	**2,437**	**100%**
National	70,061	65%	32,002	30%	4,930	5%	634	1%	**107,627**	**100%**

.	Schedule 3 - not investigated		Schedule 3 investigated (not subject to special procedures)		Schedule 3 investigated (subject to special procedures)	
Measure type	Finalised	Average days to finalise	Finalised	Average days to finalise	Finalised	Average days to finalise
Force	1,739	118	160	258	14	344
SPLY	2,010	104	179	218	19	305
MSF Average	720	141	155	268	11	389
National	32,002	142	4,930	261	634	349

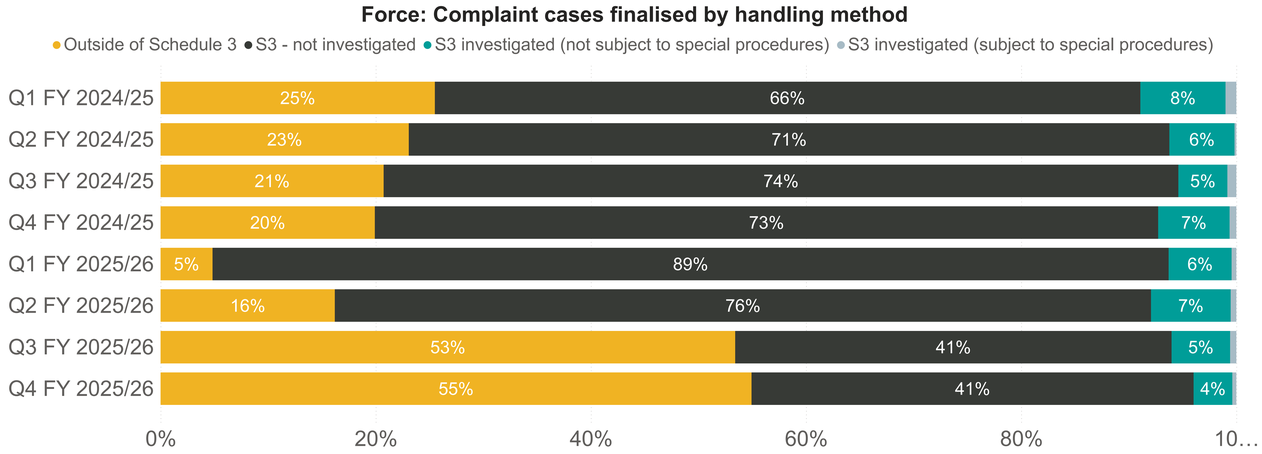

Outside of Schedule 3	Finalised	Average days to finalise
Force	1,045	14
SPLY	630	12
MSF Average	1,551	20
National	70,063	23

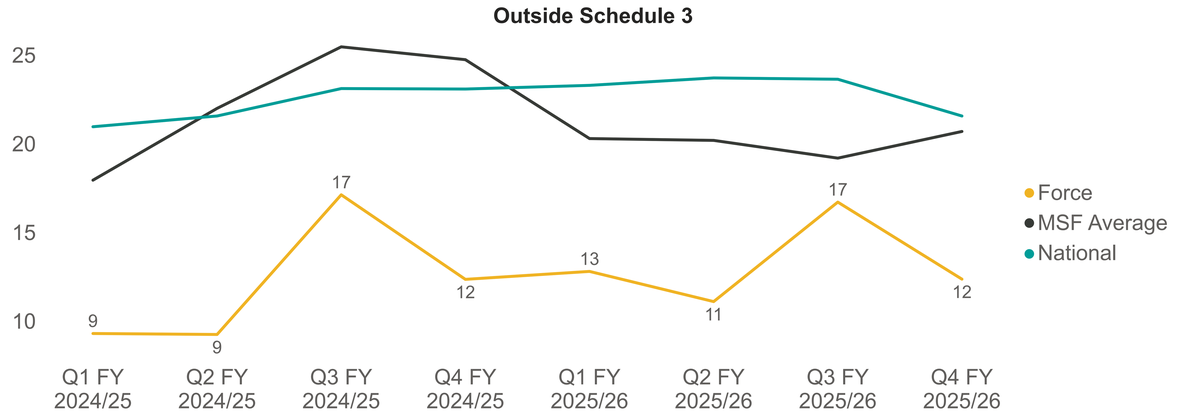

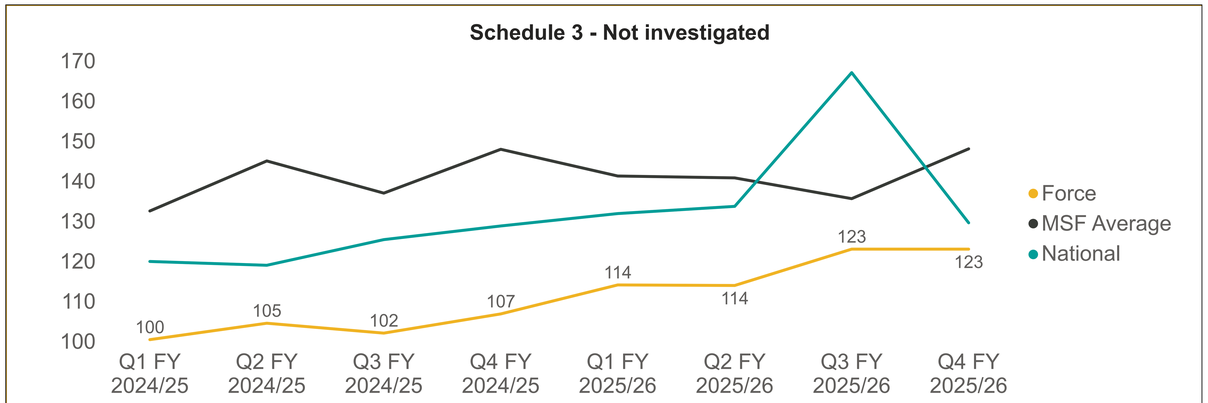

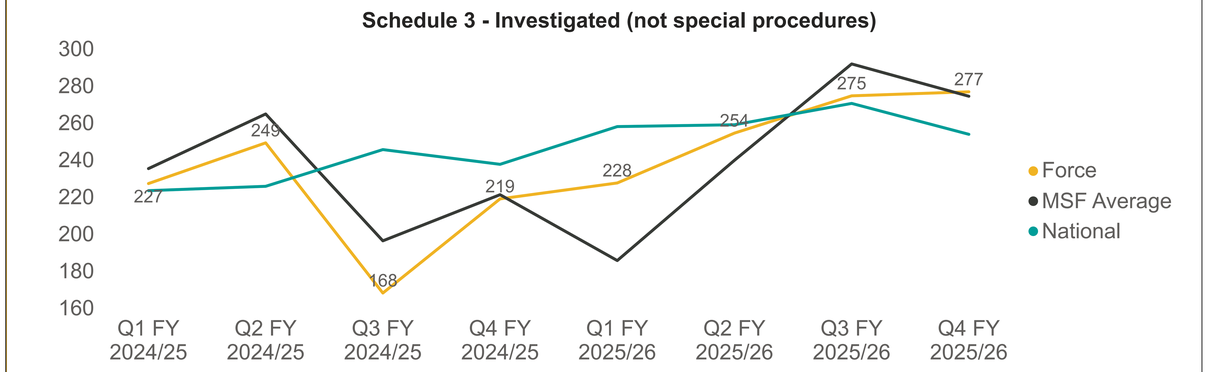

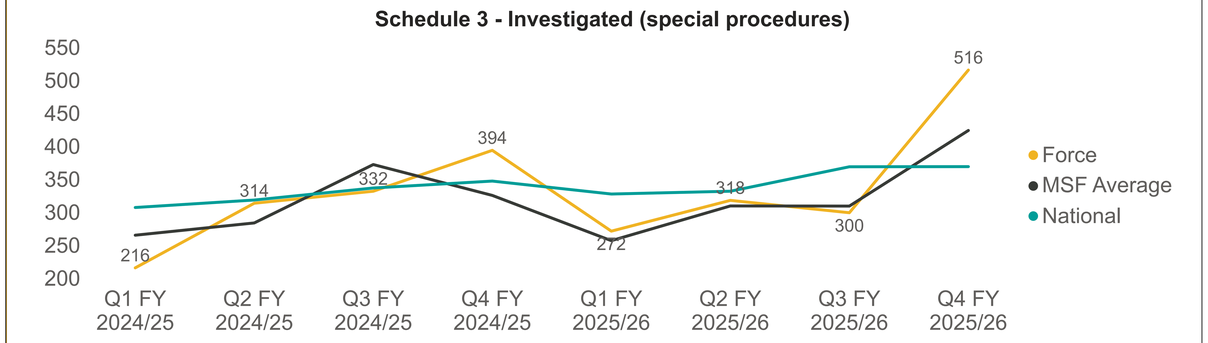

Most Similar Force (MSF) Group: Gwent Police, Humberside Police, Lancashire Constabulary, Northumbria Police, Nottinghamshire Police, South Wales Police, South Yorkshire Police, West Yorkshire Police

Findings and actions on Outside Schedule 3 allegations

This section presents information about what happened as a result of the allegation (action). Actions are captured at allegation level and multiple actions can be selected, where appropriate, on single allegation. The figures shown in this section are based on allegations that resulted in the corresponding action. As more than one action can be selected for a single allegation, the sum of all percentages will not equal 100%.

The actions available once an allegation is finalised depend on how the complaint case has been handled. Please refer to our guidance on capturing data about police complaints for details of actions available (link available on page 14)

When an allegation is handled outside of Schedule 3 it will result in a finding of Resolved or Not Resolved - (an allegation not resolved may be moved to Schedule 3 or finalised without additional action)

Outside Schedule 3 result	Force	SPLY	MSF Average	National
Resolved	1,145	743	1,775	78,219
Not Resolved	19	1	80	4,224
Total	**1,164**	**744**	**1,855**	**82,443**

Figures may differ in the two tables where actions have not yet been decided or not yet recorded

Measure	Force		SPLY		MSF Average		National	
Actions on allegations outside of Schedule 3	Allegations finalised	Percent	Allegations finalised	Percent	Allegations finalised	Percent	Allegations finalised	Percent
Explanation	695	60%	309	42%	1,145	62%	53,668	65%
Apology	329	28%	318	43%	171	9%	6,733	8%
No further action	80	7%	14	2%	226	12%	10,054	12%
Other action	46	4%	41	6%	197	11%	7,759	9%
Debrief	6	1%	38	5%	7	0%	1,041	1%
Learning from reflection	4	0%	23	3%	95	5%	2,278	3%
Organisational learning	3	0%			5	0%	337	0%
Goodwill gesture	1	0%	1	0%	2	0%	178	0%
Policy review					0	0%	56	0%
Total	**1,164**	**100%**	**744**	**100%**	**1,847**	**100%**	**82,104**	**100%**

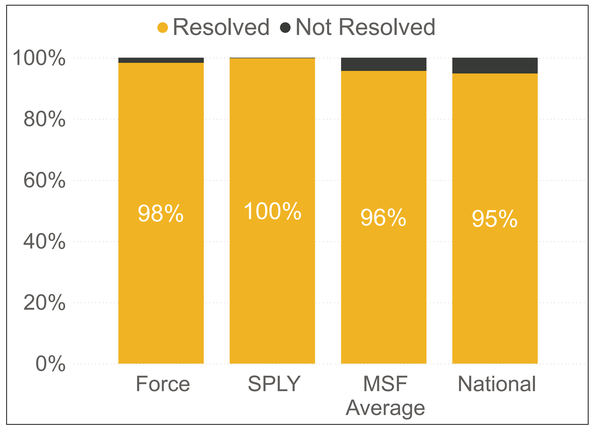

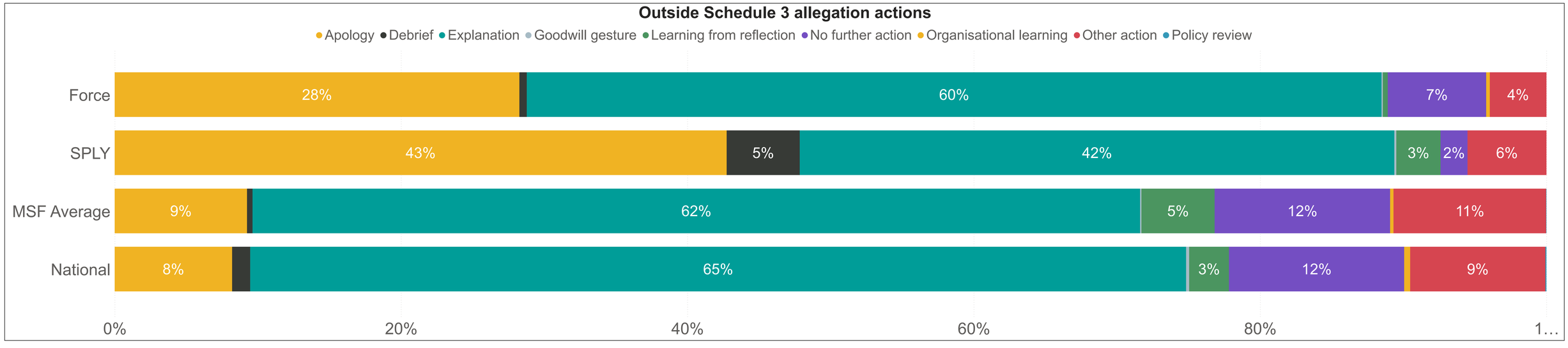

Most Similar Force (MSF) Group: Gwent Police, Humberside Police, Lancashire Constabulary, Northumbria Police, Nottinghamshire Police, South Wales Police, South Yorkshire Police, West Yorkshire Police

Findings on Schedule 3 allegations

This section presents information about what happened as a result of the allegation (action). Actions are captured at allegation level and multiple actions can be selected, where appropriate, on single allegation. The figures shown in this section are based on allegations that resulted in the corresponding action. As more than one action can be selected for a single allegation, the sum of all percentages will not equal 100%.

The actions available once an allegation is finalised depend on how the complaint case has been handled. Please refer to our guidance on capturing data about police complaints for details of actions available.

When an allegation is handled under Schedule 3 (not investigated or investigated not subject to special procedures), it will typically result in a finding of:

The service provided was acceptable

The service provided was not acceptable

Unable to determine whether service provided was acceptable

Measure type	Force		SPLY		MSF Average		National	
Not investigated	**Finalised**	**%**	**Finalised**	**%**	**Finalised**	**%**	**Finalised**	**%**
No further action	134	4%	510	12%	99	6%	5,708	7%
Regulation 41 applies					18	1%	262	0%
Service provided - acceptable	2,431	65%	2,488	58%	1,193	66%	58,464	69%
Service provided - not acceptable	700	19%	708	17%	240	13%	11,005	13%
Service provided - unable to determine	375	10%	402	9%	202	11%	7,657	9%
Withdrawal	84	2%	168	4%	50	3%	2,069	2%

Measure type	Force		SPLY		MSF Average		National	
Not subject to special procedures	**Finalised**	**%**	**Finalised**	**%**	**Finalised**	**%**	**Finalised**	**%**
Case to Answer					0	0%		
No further action	8	2%	40	6%	6	1%	504	3%
Regulation 41 applies					9	2%	218	1%
Service provided - acceptable	305	67%	430	64%	331	65%	10,707	69%
Service provided - not acceptable	73	16%	75	11%	77	15%	2,102	14%
Service provided - unable to determine	66	14%	90	13%	63	12%	1,531	10%
Withdrawal	5	1%	33	5%	19	4%	429	3%

An allegation investigated (subject to special procedures) should not result in a service finding but some have been recorded with that outcome

Such allegations should result in a Case to Answer or No Case to Answer for misconduct

In addition, an allegation can be withdrawn, finalised following criminal proceedings or subject to no further action. No further action here means that the allegation could not be progressed, for example due to being unable to engage with the complainant. This is different from the force deciding to take no further action after looking into an allegation

Measure type	Force		SPLY		MSF Average		National	
Subject to special procedures	**Finalised**	**%**	**Finalised**	**%**	**Finalised**	**%**	**Finalised**	**%**
Case to Answer	10	20%	15	29%	10	26%	397	22%
No Case to Answer	34	68%	30	58%	15	40%	886	49%
No further action					0	1%	31	2%
Regulation 41 applies					0	1%	7	0%
Service provided - acceptable	1	2%	1	2%	6	15%	285	16%
Service provided - not acceptable			2	4%	3	7%	81	5%
Service provided - unable to determine	1	2%			1	3%	43	2%
Withdrawal	4	8%	4	8%	3	7%	69	4%

Schedule 3 allegations (not investigated)

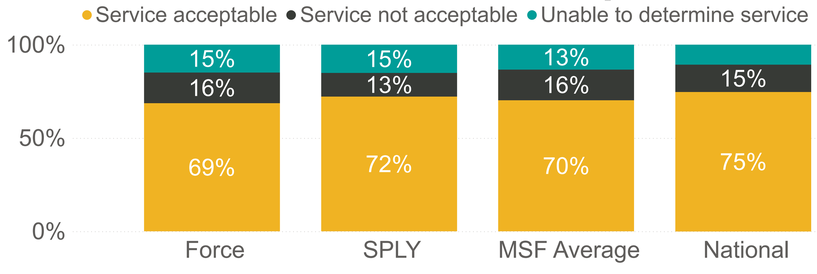

Schedule 3 allegations (investigated - not subject to special procedures)

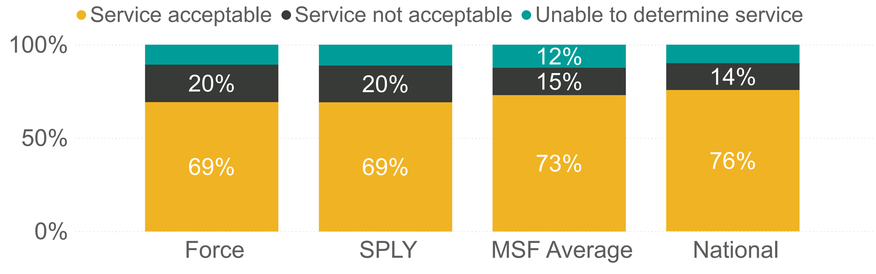

Most Similar Force (MSF) Group: Gwent Police, Humberside Police, Lancashire Constabulary, Northumbria Police, Nottinghamshire Police, South Wales Police, South Yorkshire Police, West Yorkshire Police

Actions on Schedule 3 allegations

This section presents information about what happened as a result of the allegation (action). Actions are captured at allegation level and multiple actions can be selected, where appropriate, on single allegation. The figures shown in this section are based on allegations that resulted in the corresponding action.

The actions available once an allegation is finalised depend on how the complaint case has been handled. Please refer to our guidance on capturing data about police complaints for details of actions available.

Measure	Force		SPLY		MSF Average		National	
Actions on Schedule 3 allegations	Allegations finalised	Percent	Allegations finalised	Percent	Allegations finalised	Percent	Allegations finalised	Percent
Explanation	2,928	69%	3,057	61%	1,533	66%	66,745	65%
No further action	565	13%	991	20%	476	20%	17,908	18%
Learning from reflection	461	11%	453	9%	169	7%	5,564	5%
Apology	148	4%	297	6%	80	3%	4,154	4%
Others	37	1%	33	1%	29	1%	1,158	1%
Debrief	35	1%	87	2%	5	0%	4,219	4%
Organisational learning	30	1%	47	1%	15	1%	948	1%
Referral to RPRP	16	0%	16	0%	24	1%	1,333	1%
Misconduct proceedings	4	0%	12	0%	4	0%	162	0%
Total	**4,224**	**100%**	**4,993**	**100%**	**2,336**	**100%**	**102,191**	**100%**

Please note: A finding for misconduct can only be made where the allegation is investigated subject to special procedures

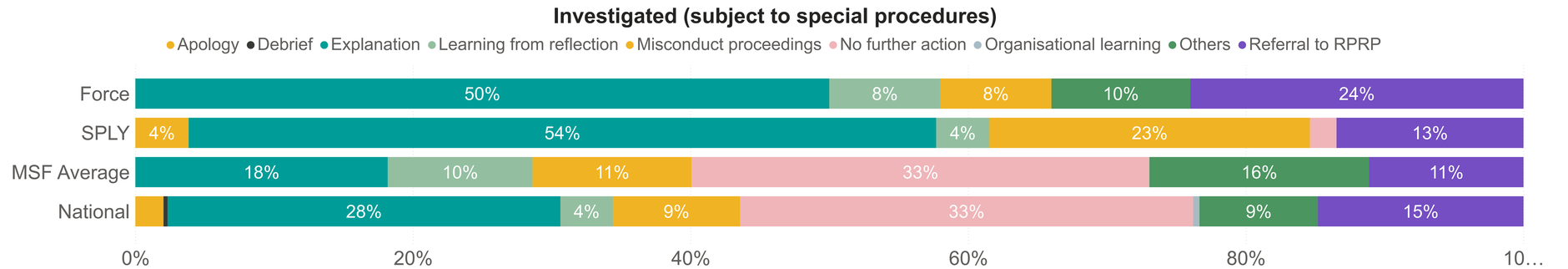

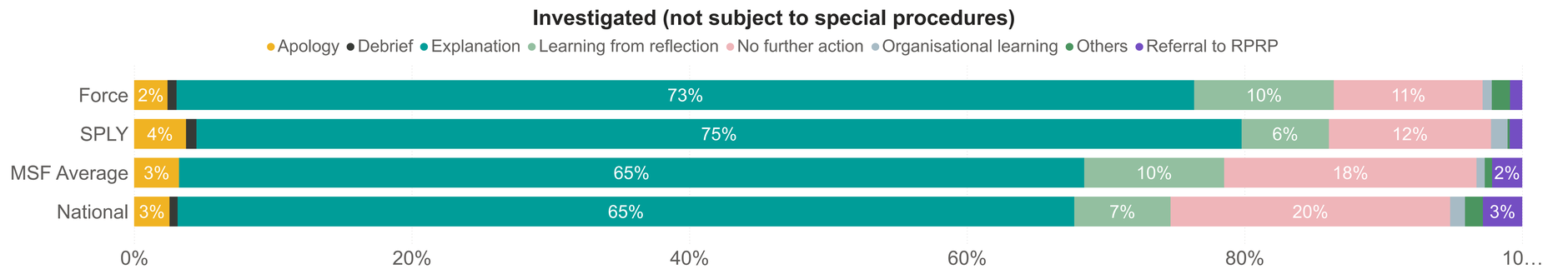

Most Similar Force (MSF) Group: Gwent Police, Humberside Police, Lancashire Constabulary, Northumbria Police, Nottinghamshire Police, South Wales Police, South Yorkshire Police, West Yorkshire Police

Reviews received

This section presents data on the number of reviews received about this force by the IOPC and by the local policing body. The charts enable you to see the proportion of each review type being received by the two bodies. The IOPC handle the majority of reviews where the complaint was handled by investigation. For information on when the IOPC should be the review body, please see our Statutory Guidance

LPB reviews	Investigation	Non-investigation
Force	3	122
SPLY	4	106
MSF Average	9	104
National	275	5,002

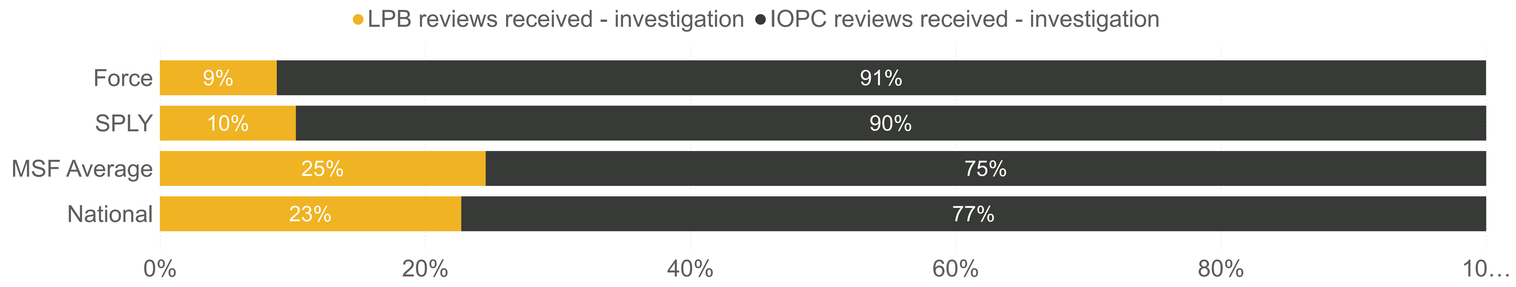

IOPC Reviews	Investigation	Non-investigation
Force	31	77
SPLY	35	112
MSF Average	27	47
National	935	2105

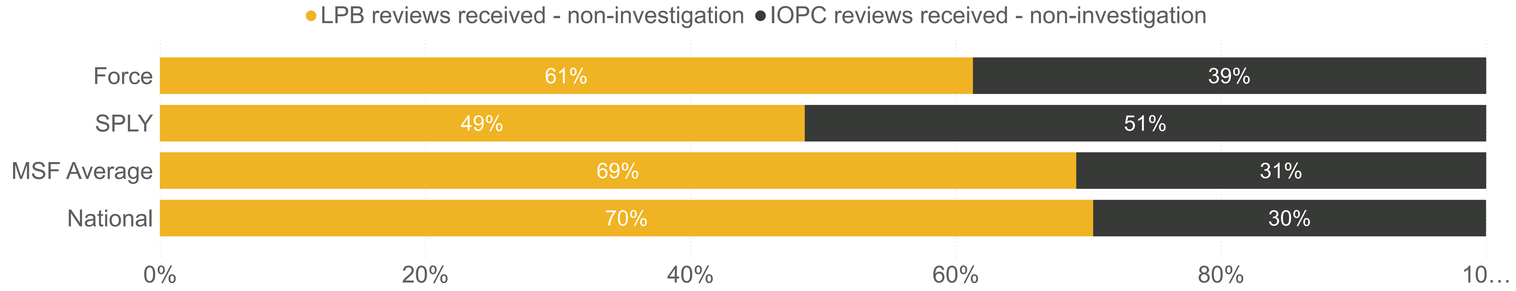

Complaints are not finalised until after any reviews are completed. However, this measure helps to provide an indication of how often reviews are made in comparison to the number of complaints completed.

Measure	Reviews Received	Complaint cases finalised under Schedule 3
Force	233	1,913
SPLY	257	2,209
MSF Average	187	886
National	8,317	37,566

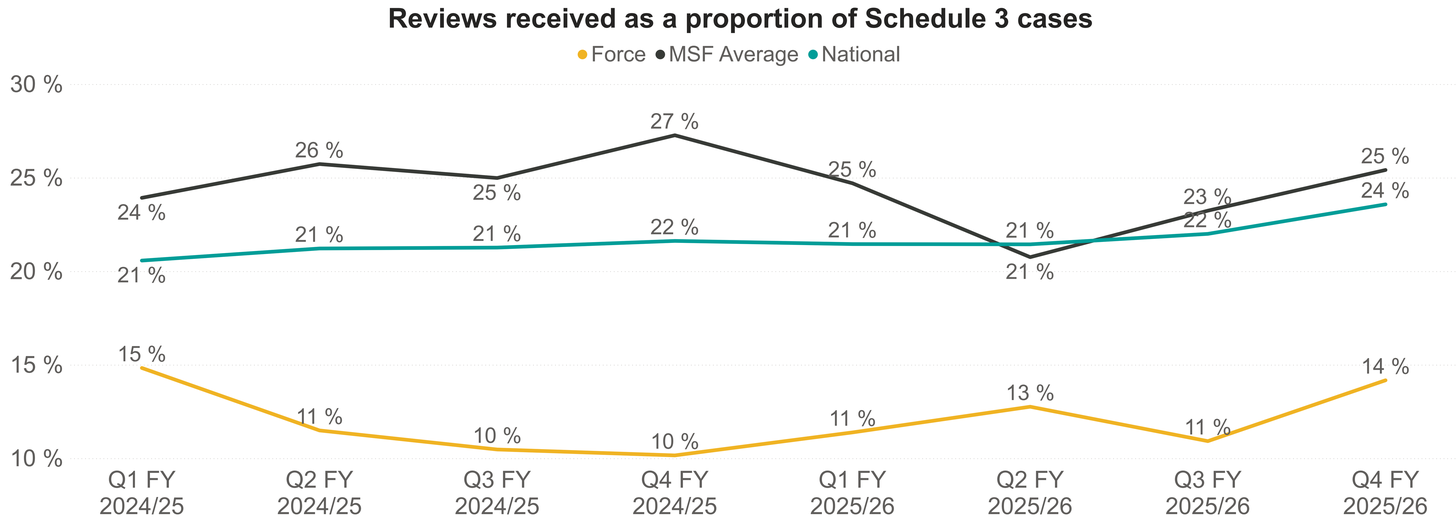

Most Similar Force (MSF) Group: Gwent Police, Humberside Police, Lancashire Constabulary, Northumbria Police, Nottinghamshire Police, South Wales Police, South Yorkshire Police, West Yorkshire Police

Reviews outcomes and timeliness

LPB Reviews

This section presents information about the decisions made on reviews and how long reviews are taking to finalise.

When a review finds that the outcome of the complaint was not reasonable and proportionate, that review is considered to be 'upheld'

Review type	Complete with outcome	Upheld
Investigation		
Force	3	1
SPLY	2	0
MSF Average	9	2
National	282	80
Non-investigation		
Force	123	17
SPLY	76	13
MSF Average	103	19
National	4429	868

Review type	Average duration
Investigation	
Force	106
SPLY	42
MSF Average	21
National	57
Non-investigation	
Force	97
SPLY	50
MSF Average	37
National	44

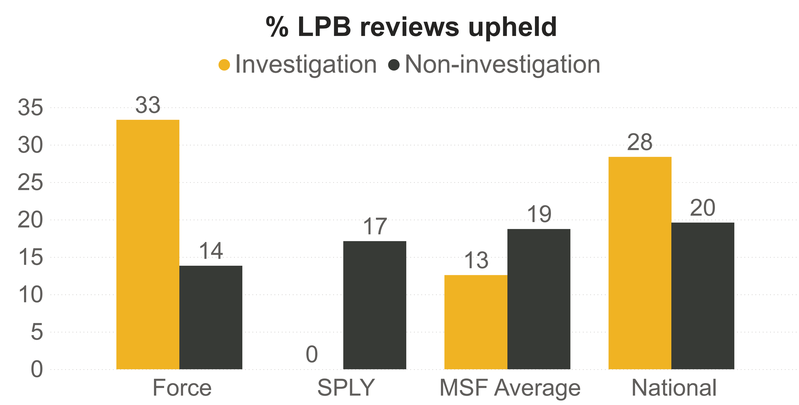

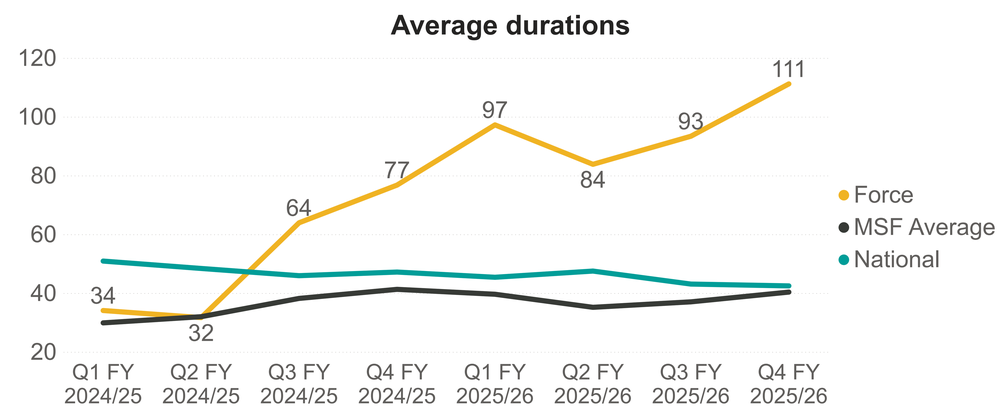

IOPC Reviews

The IOPC will be the review body on complaints that meet certain criteria, including mandatory referral criteria (see page 16)

When a complaint is referred to the IOPC, the IOPC automatically becomes the review body.

There has been a significant backlog in the number of reviews handled by the IOPC which means the average durations are typically longer than those on reviews where the relevant review body is the local policing body

IOPC review	Investigation	Upheld	Non-investigation	Upheld
Force	43	10	103	32
SPLY	30	8	86	28
MSF Average	31	9	49	15
National	1,152	327	2,121	555

Measure	Average duration
Force	129
SPLY	138
MSF Average	134
National	115

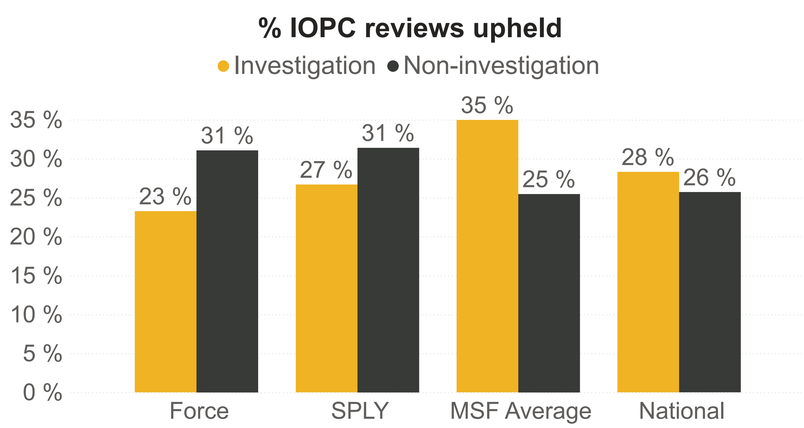

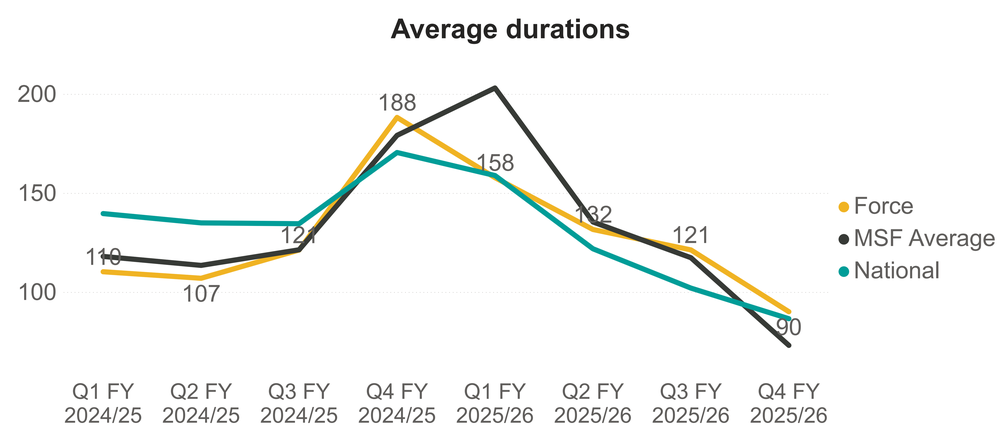

Most Similar Force (MSF) Group: Gwent Police, Humberside Police, Lancashire Constabulary, Northumbria Police, Nottinghamshire Police, South Wales Police, South Yorkshire Police, West Yorkshire Police

Referrals to the IOPC

The force should refer certain matters to the IOPC for the IOPC to decide how they should be handled. The figures presented in this section include all referrals that the force makes to the IOPC (received), not just those arising from complaints.

When the IOPC receives a referral from the force, it reviews the information they have provided. The IOPC decides whether the matter requires an investigation, and the type of investigation.

Referrals may have been completed in a different period to when they were received.

A referral may be made invalid if the matter does not fall within the IOPC's remit

The sum of decisions may not match the number of referrals completed. This is because some matters referred may have come to the attention of the appropriate authority before 1 February 2020 and have investigation type decisions of either managed or supervised.

	Force	SPLY	MSF Average	National
Number Referrals Received	143	182	163	6,942
Number referrals completed	144	189	164	7,017
Decision: Directed Investigation			1	24
Decision: Independent Investigation	2	8	11	400
Decision: Invalid	1	6	3	98
Decision: Local Investigation	73	108	75	3,513
Decision: Return to Force	68	67	74	2,980

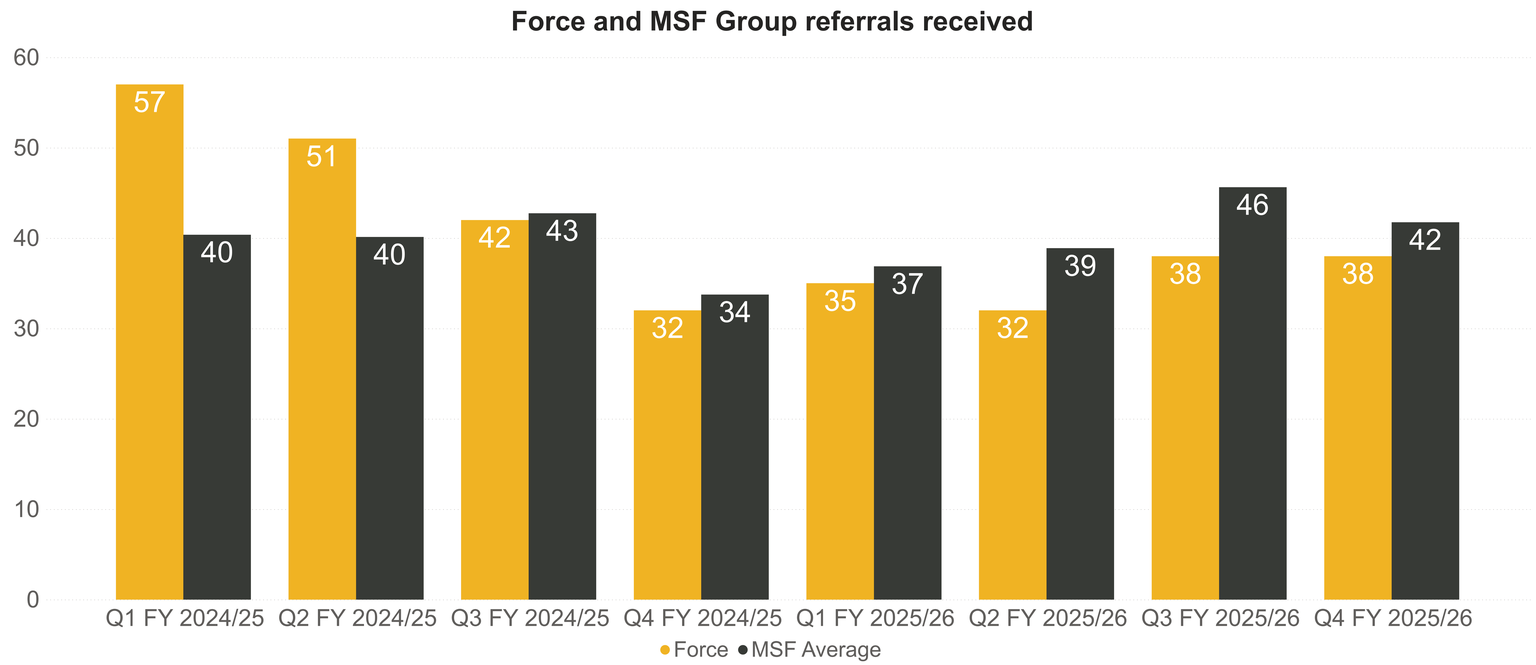

Referral type	Force	SPLY	MSF Average	National
Complaint	35	84	40	1,786
Conduct	21	41	21	1,204
DSI	87	57	103	3,952
Total	**143**	**182**	**163**	**6,942**

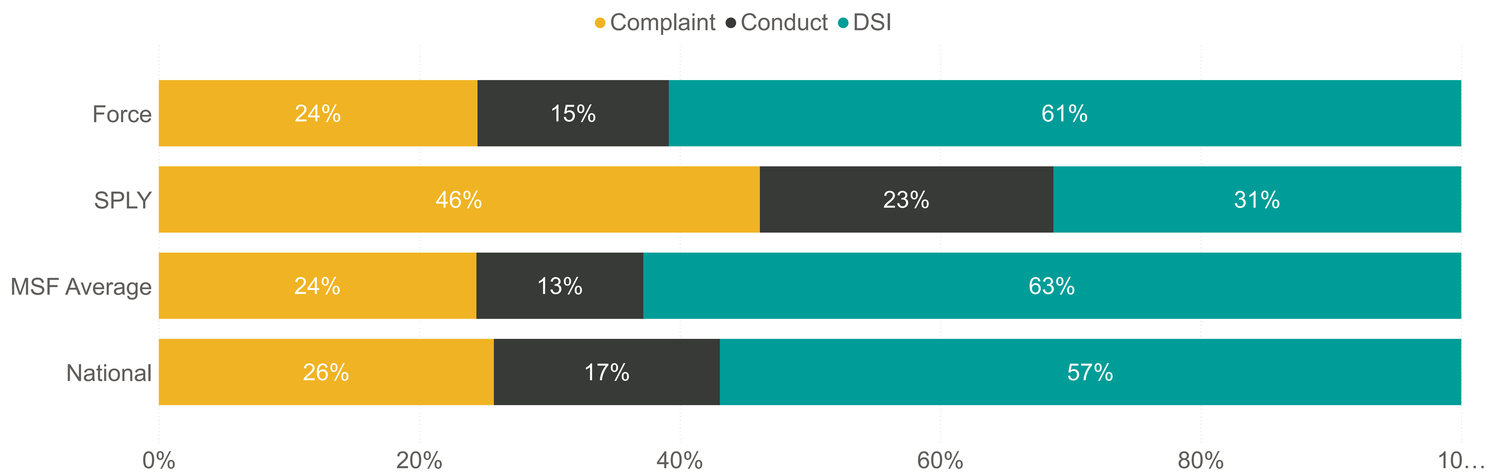

Most Similar Force (MSF) Group: Gwent Police, Humberside Police, Lancashire Constabulary, Northumbria Police, Nottinghamshire Police, South Wales Police, South Yorkshire Police, West Yorkshire Police

Notes

Data sources

- Data in this bulletin is taken from XML data submissions made by forces to the IOPC every quarter except for IOPC performance data which is taken from the IOPC case management system.
- Police force employee numbers are taken from the latest police workforce England and Wales statistics published by the Home Office.
- The most similar force (MSF) groups used for the calculation of the MSF averages in this bulletin are those determined by HMICFRS. Please note that the British Transport Police, Report Fraud and City of London Police do not have an MSF group. A list of the MSF groups is available on the IOPC website.

Performance Framework counting rules and calculation

- The counting rules and calculations used to produce the data shown in this bulletin can be found on the IOPC website.
- Average times are presented in working days and do not include weekends or bank holidays.
- Some percentages may add up to more or less than 100% due to rounding.
- Complaint cases and allegations with invalid start/end dates have been removed from average time calculations. Therefore, the numbers of complaint cases and allegations used in the average time calculations may be lower than the total number of complaint cases and allegations logged or finalised.

Data constraints

- The data is sourced from live case management systems and provides a snapshot of information as it was at that time. Therefore, there may be variances between the information in this bulletin and information reported at a later date.

Further Information

- A glossary providing a full list of definitions used in this bulletin, can be found on the IOPC website.

- Additional information about the recording of police complaints, including the definitions of the complaint categories, can be found in appendix A of the IOPC's Guidance on capturing data about police complaints.

- Information about how the police complaints system operates, who can complain and how reviews are dealt with can be found in the IOPC's Statutory Guidance on the police complaints system (February 2020).