Police Complaints Information Bulletin

Devon & Cornwall Police

01 April 2025 - 31 March 2026 (Q4 2025/26)

IOPC Independent Office for Police Conduct

About this bulletin

This bulletin presents information about complaints defined under the Police Reform Act 2002 (PRA 2002), as amended by the Police and Crime Act 2017. The legislation came into effect on 1 February 2020 (4 January 2021 for the British Transport Police).

It sets out performance against a number of measures and compares force results to their most similar force (MSF) group (where applicable)

Please note: Unless stated otherwise, tables within the bulletin consist of 'year-to-date' figures covering all matters being started or completed between the two dates.

Q1: 1 April to 30 June, Q2: 1 April to 30 September, Q3: 1 April to 31 December, Q4: 1 April to 31 March

Notes for this edition of the bulletin

Devon and Cornwall: Devon and Cornwall Police had a significant backlog of complaints, including complaints that showed as live but were only administratively awaiting finalisation. Following restructure and uplift of resourcing this queue is being reduced, and we believe this is directly impacting the duration of Complaints Finalised

De-recorded matters: A new data loading process has been introduced which removes matters that have been 'de-recorded' (meaning complaints and allegations recorded in error) from the figures. Figures may differ from those previously reported, particularly in 'same period last year' calculations

Contents

Page 1 Summary of complaints and allegations logged

Page 2 How complaints are being handled and what has been complained about

Page 3 Subcategories of the most frequently applied allegation categories

Page 4 Factors applied to allegations logged

Page 5 Factors on frequently applied allegation categories (force figures only)

Page 6 How allegations have been handled and allegation timeliness

Page 7 Complaint case timeliness

Page 8 Findings and actions on Outside Schedule 3 allegations

Page 9 Findings on Schedule 3 allegations

Page 10 Actions on Schedule 3 allegations

Page 11 Reviews received

Page 12 Reviews outcomes and timeliness

Page 13 Referrals to the IOPC

Page 14 Notes and links

Acronyms used in this bulletin

YTD – Year to date figures, **SPLY** - Same period last year, **MSF** - Most similar force, **LPB** - Local policing body, **PRA** - Police Reform Act 2002

Nat. – National, **RPRP** – Reflective Practice Review Process, **UPP** – Unsatisfactory Performance Procedure

Most Similar Force (MSF) Group: Devon & Cornwall Police, Norfolk Constabulary, North Wales Police, North Yorkshire Police, Suffolk Constabulary, Warwickshire Police, West Mercia Police, Wiltshire Police

Complaints and allegations logged

A **complaint case** is formed of one or more **allegations**.

This bulletin contains data on complaints, allegations, referrals and reviews broken down in the following ways:

- **Force** - The police force and date range covered by the bulletin title
- **SPLY** - Data as above in the same period of the previous financial year
- **MSF Average** - Most Similar Force group* average for the period
- **National** - Total or average of all forces in this period

*Most Similar Force groups are specified by the Home Office and enable comparison between forces of similar size and demographics

Measure	Complaints logged	Per 1,000 employees
Force	3,104	511
SPLY	1,367	200
MSF Average	1,324	373
National	108,988	432

Measure	Allegations Logged	Per 1,000 employees
Force	5,791	953
SPLY	3,543	518
MSF Average	2,154	596
National	188,600	748

Numbers per 1,000 employees are used to demonstrate how the number of complaints/allegations against a force compare to their most similar force group and national figures.

Note: Number of employees is a fixed number through the period, therefore complaints and allegations per 1,000 employees is higher for the full period (as in the table) than when broken down in to quarters (as per the charts)

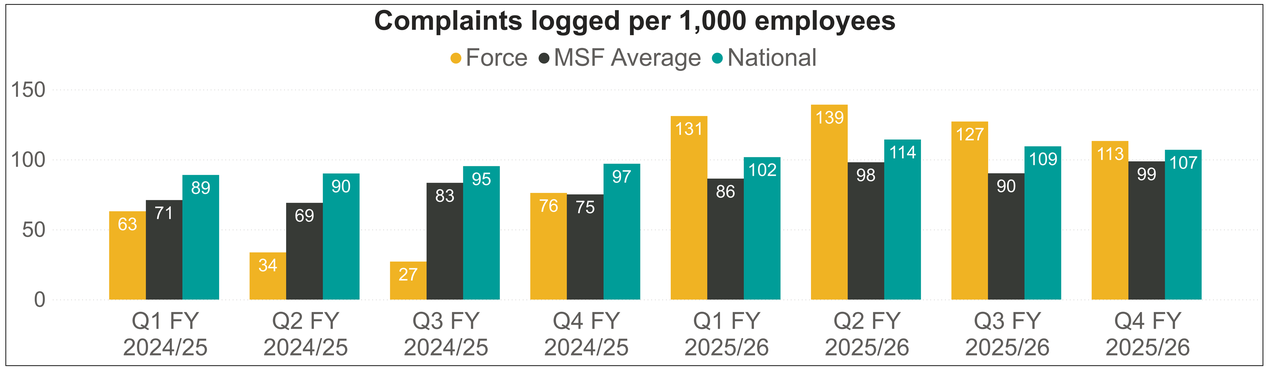

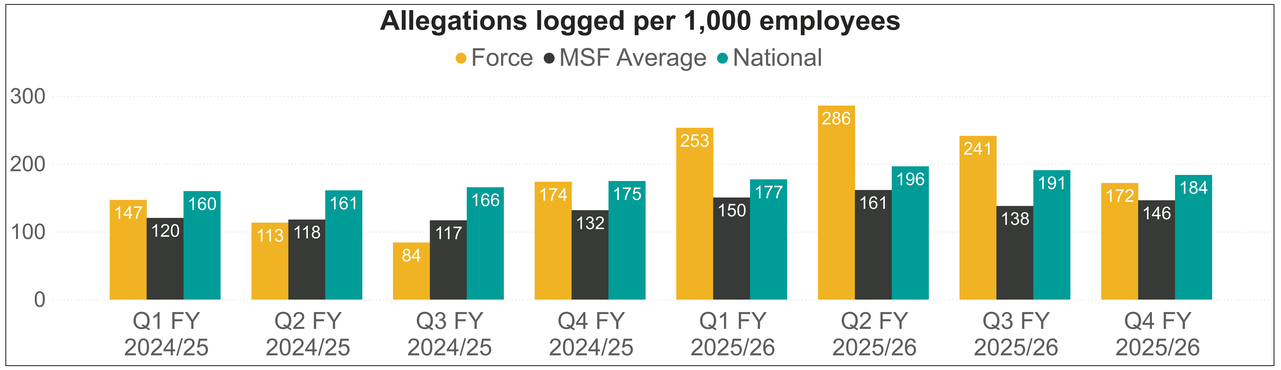

The force should **contact** the complainant and **log (record)** the complaint as soon as possible after the complaint has been raised. Average to log/contact is from the customer perspective.

Data labels in the above charts are those of the force

Measure	Average working days to contact complainants	Average working days to log complaints
Force	54	59
SPLY	86	88
MSF Average	13	11
National	8	7

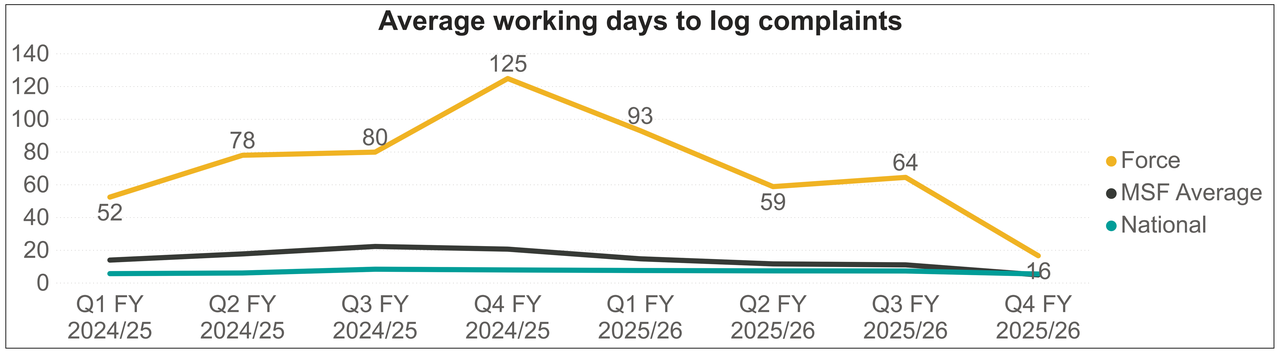

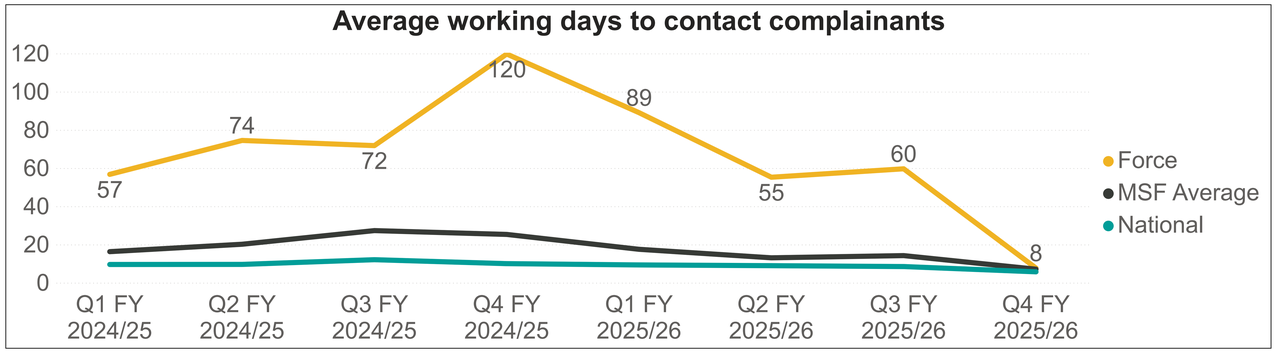

For information on what has been complained about, see pages 2 to 5

For information on allegations and complaints timeliness, see pages 6 and 7

Most Similar Force (MSF) Group: Devon & Cornwall Police, Norfolk Constabulary, North Wales Police, North Yorkshire Police, Suffolk Constabulary, Warwickshire Police, West Mercia Police, Wiltshire Police

How complaints are being handled and what has been complained about

When a complaint is received by the force, the force can attempt to handle the complaint informally (outside of Schedule 3 of the Police Reform Act) or handle it formally (under Schedule 3). When deciding handle to complaint formally, the force should record the reason why

Measure type	Force		SPLY		MSF Average		National	
Reason complaint recorded under Schedule 3	Complaints	%	Complaints	%	Complaints	%	Complaints	%
AA/body responsible for initial handling decides	698	64%	864	85%	180	46%	13,438	37%
Complainant wishes the complaint be recorded	153	14%	25	2%	72	18%	6,263	17%
Dissatisfaction after initial handling	49	4%	25	2%	51	13%	6,430	18%
Nature of the allegation(s) in the complaint	189	17%	97	10%	85	22%	10,354	28%
Total	**1,089**	**100%**	**1,011**	**100%**	**388**	**100%**	**36,485**	**100%**

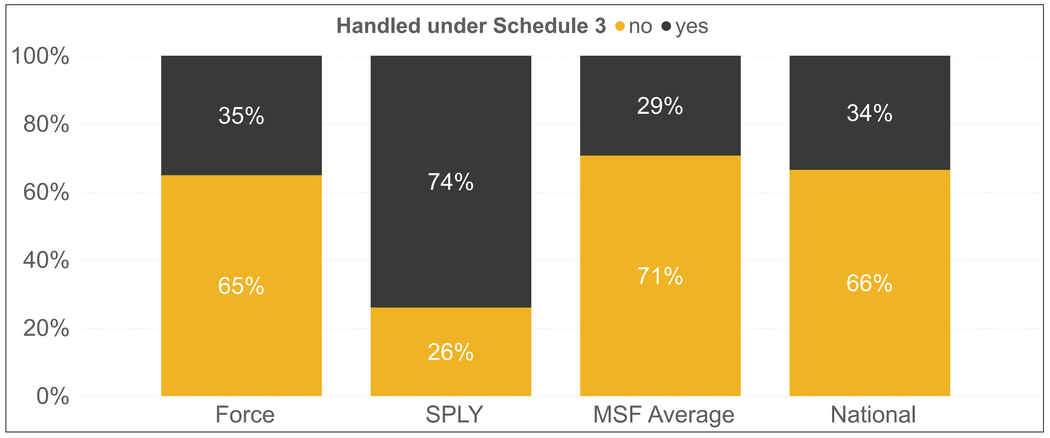

Allegations should have an allegation category applied to them which will identify the root of what the allegation is about. Most of these categories are broken down into subcategories which are detailed in the following pages. An allegation will have a single subcategory applied, a complaint can consist of numerous allegations, each with their own category

Allegation category	Delivery of duties and service	Police powers, policies and procedures	Handling of or damage to property/ premises	Access and/or disclosure of information	Use of police vehicles	Discriminatory behaviour	Abuse of position/ corruption	Individual behaviours	Sexual conduct	Discreditable conduct	Other	Total
Force	3,478	1,225	124	115	50	52	55	556	12	55	69	**5,791**
SPLY	2,062	707	73	58	37	65	74	391	13	35	28	**3,543**
MSF Average	1,173	501	59	47	26	36	23	248	4	12	25	**2,154**
National	103,106	41,505	6,603	4,098	2,025	4,996	1,507	21,384	336	1,167	1,871	**188,598**

Allegation category	Delivery of duties and service	Police powers, policies and procedures	Handling of or damage to property/ premises	Access and/or disclosure of information	Use of police vehicles	Discriminatory behaviour	Abuse of position/ corruption	Individual behaviours	Sexual conduct	Discreditable conduct	Other	Total
Force	60%	21%	2%	2%	1%	1%	1%	10%	0%	1%	1%	**100%**
SPLY	58%	20%	2%	2%	1%	2%	2%	11%	0%	1%	1%	**100%**
MSF Average	54%	23%	3%	2%	1%	2%	1%	12%	0%	1%	1%	**100%**
National	55%	22%	4%	2%	1%	3%	1%	11%	0%	1%	1%	**100%**

Top five most applied allegation categories

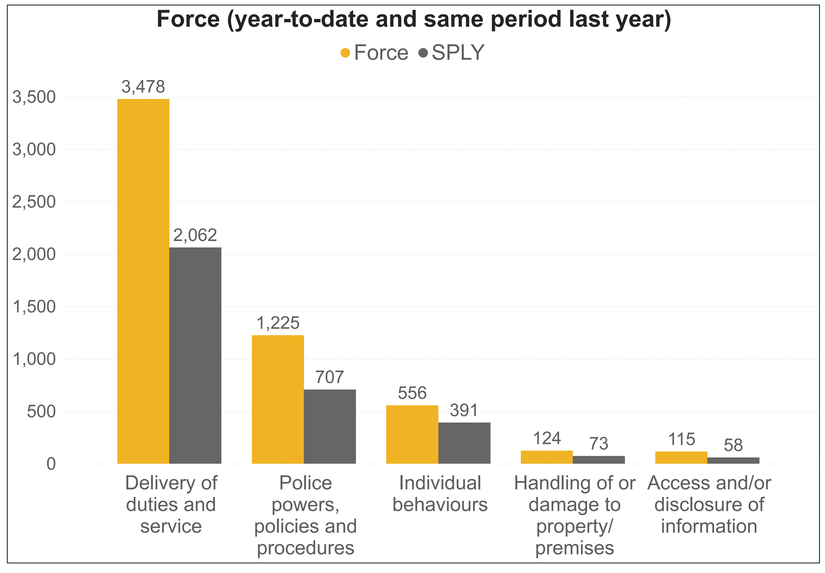

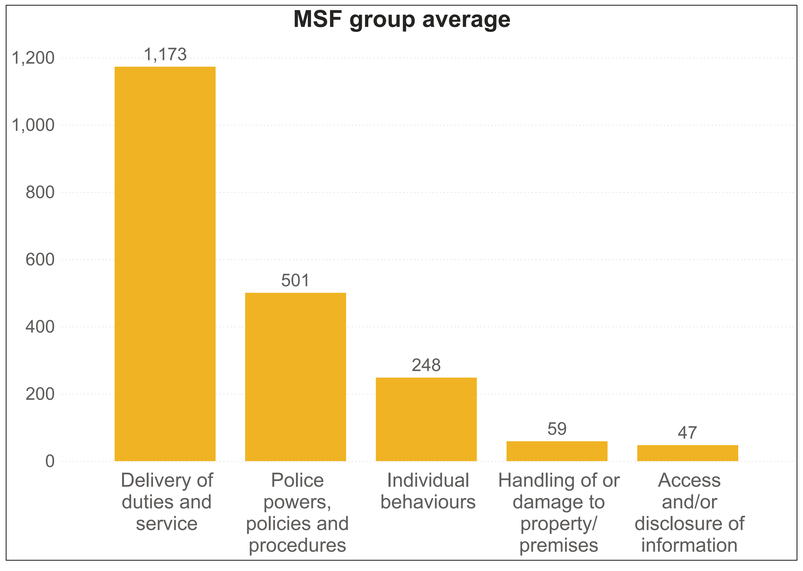

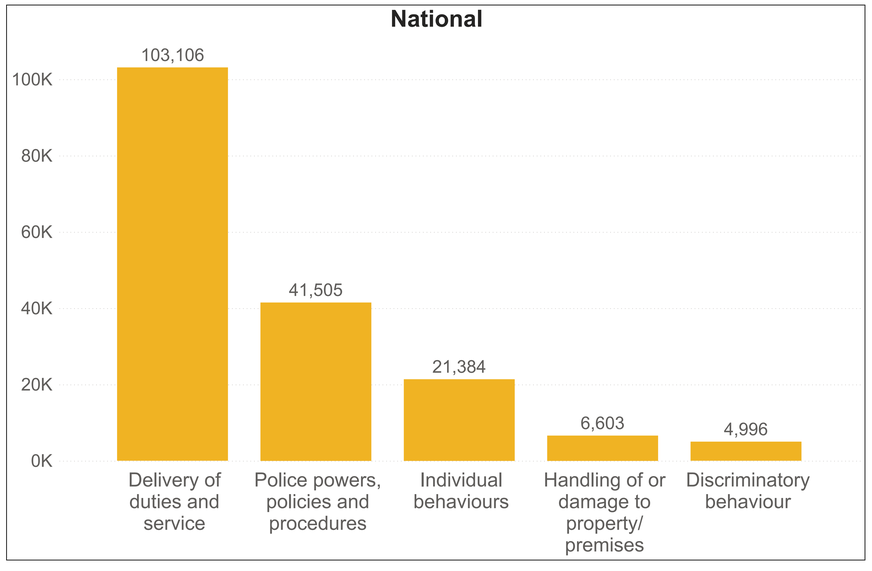

Most Similar Force (MSF) Group: Devon & Cornwall Police, Norfolk Constabulary, North Wales Police, North Yorkshire Police, Suffolk Constabulary, Warwickshire Police, West Mercia Police, Wiltshire Police

Allegation subcategories

This section presents data on some of the most commonly recorded categories on allegations logged. For more information on allegation categories, see the IOPC website and links provided on page 14.

This category is about the service received from the police. Complaints in this category can be organisational or can be about individual behaviour

Delivery of duties and service	Force		SPLY		MSF Average		National	
Sub-category	Logged	%	Logged	%	Logged	%	Logged	%
General level of service	1,929	55%	1,003	49%	471	40%	31,306	30%
Police action following contact	890	26%	527	26%	380	32%	43,168	42%
Decisions	371	11%	269	13%	176	15%	16,853	16%
Information	288	8%	263	13%	146	12%	11,776	11%
Total	**3,478**	**100%**	**2,062**	**100%**	**1,173**	**100%**	**103,103**	**100%**

This concerns individual behaviours (language, actions and behaviour) that are not an abuse of position or discriminatory in nature

Individual behaviours	Force		SPLY		MSF Average		National	
Sub-category	Logged	%	Logged	%	Logged	%	Logged	%
Unprofessional attitude and disrespect	158	28%	111	28%	65	26%	6,001	28%
Overbearing or harassing behaviours	124	22%	80	20%	47	19%	3,342	16%
Lack of fairness and impartiality	107	19%	68	17%	47	19%	3,135	15%
Impolite language / tone	101	18%	80	20%	56	22%	5,690	27%
Impolite and intolerant actions	66	12%	52	13%	34	14%	3,216	15%
Total	**556**	**100%**	**391**	**100%**	**248**	**100%**	**21,384**	**100%**

This category is about the use of police powers, including where an available power has not been used, and police policies and procedures. Complaints in this category can be organisational or about individual behaviour

Police powers, policies and procedures	Force		SPLY		MSF Average		National	
Sub-category	Logged	%	Logged	%	Logged	%	Logged	%
Other policies and procedures	280	23%	100	14%	85	17%	5,037	12%
Power to arrest and detain	219	18%	132	19%	89	18%	7,174	17%
Use of force	212	17%	174	25%	95	19%	9,354	23%
Evidential procedures	157	13%	39	6%	52	10%	3,715	9%
Detention in police custody	148	12%	80	11%	70	14%	5,441	13%
Searches of premises and seizure of property	93	8%	98	14%	52	10%	5,528	13%
Bail, identification and interview procedures	69	6%	38	5%	34	7%	2,573	6%
Stops, and stop and search	35	3%	26	4%	17	3%	1,981	5%
Out of court disposals	12	1%	20	3%	7	1%	700	2%
Total	**1,225**	**100%**	**707**	**100%**	**501**	**100%**	**41,503**	**100%**

This includes any issue where an element of discrimination was involved or was perceived to be involved. It also includes any instances where the possible discriminatory behaviour is identified by the person receiving, recording, or investigating a complaint. Complaints in this category can be organisational or can be about individual behaviour.

Discriminatory behaviour	Force		SPLY		MSF Average		National	
Sub-category	Logged	%	Logged	%	Logged	%	Logged	%
Race	20	38%	12	18%	13	35%	2,379	48%
Other	12	23%	10	15%	5	13%	376	8%
Disability	10	19%	17	26%	10	27%	1,107	22%
Sex	10	19%	20	31%	6	17%	723	14%
None					0	0%		
Age			2	3%	1	2%	63	1%
Gender reassignment			1	2%	0	1%	55	1%
Marriage and civil partnership					0	0%		
Pregnancy and maternity					0	0%	3	0%
Religion or belief			1	2%	1	2%	157	3%
Sexual orientation			2	3%	1	2%	133	3%
Total	**52**	**100%**	**65**	**100%**	**36**	**100%**	**4,996**	**100%**

Most Similar Force (MSF) Group: Devon & Cornwall Police, Norfolk Constabulary, North Wales Police, North Yorkshire Police, Suffolk Constabulary, Warwickshire Police, West Mercia Police, Wiltshire Police

Factors applied to allegations logged

This section presents information that shows the situational context of the dissatisfaction expressed in a complaint.

Each allegation should have a single category selected. However, multiple factors can be selected on a single allegation. Therefore, the sum of factors will not equal the total allegations logged in each category and the percentages here will add up to over 100%. Please refer to our guidance on capturing data about police complaints for definitions of categories and factors.

Measure type	Force		SPLY		MSF Average		National	
Factor	Logged	%	Logged	%	Logged	%	Logged	%
None	2,720	47%	1,736	49%	570	26%	38,408	20%
Investigation	1,005	17%	656	19%	762	35%	73,662	39%
Arrest	525	9%	275	8%	236	11%	22,295	12%
Custody	282	5%	203	6%	128	6%	10,889	6%
Roads/traffic	224	4%	139	4%	129	6%	11,363	6%
Call Handling	177	3%	100	3%	78	4%	8,178	4%
Neighbourhood policing	161	3%	75	2%	84	4%	8,198	4%
Domestic / gender abuse	119	2%	65	2%	121	6%	10,451	6%
VAWG - dissatisfaction handling	111	2%	49	1%	100	5%	8,335	4%
	83	1%	19	1%	19	1%	1,637	1%
Death	83	1%	88	2%	22	1%	1,617	1%
Mental health	70	1%	38	1%	44	2%	5,236	3%
VAWG - police perpetrated	60	1%	31	1%	19	1%	828	0%
Premises search	57	1%	57	2%	37	2%	4,979	3%
Stop and/or search	49	1%	38	1%	31	1%	3,983	2%
Child protection / CSA / CSE	32	1%	25	1%	75	4%	3,524	2%
Firearms	28	0%	36	1%	13	1%	880	0%
Fraud	25	0%	6	0%	15	1%	1,448	1%
PPDA	24	0%			4	0%	168	0%
Missing persons	23	0%	2	0%	13	1%	1,198	1%
Drugs / alcohol	18	0%	31	1%	21	1%	1,998	1%
Social media	16	0%	5	0%	8	0%	892	0%
Restraint equipment	14	0%	20	1%	13	1%	1,759	1%
Public order incident	13	0%	5	0%	10	0%	1,350	1%
Serious injury	12	0%	15	0%	4	0%	352	0%
Hate Crime	10	0%	25	1%	8	0%	836	0%
Police dogs or horses	6	0%	2	0%	1	0%	115	0%
Covert policing	3	0%	1	0%	1	0%	83	0%
Taser	3	0%	1	0%	1	0%	189	0%
PPDA - Police victim					0	0%	5	0%
Prejudicial and improper behaviour					0	0%	29	0%
VAWG - police victim			3	0%	0	0%	161	0%

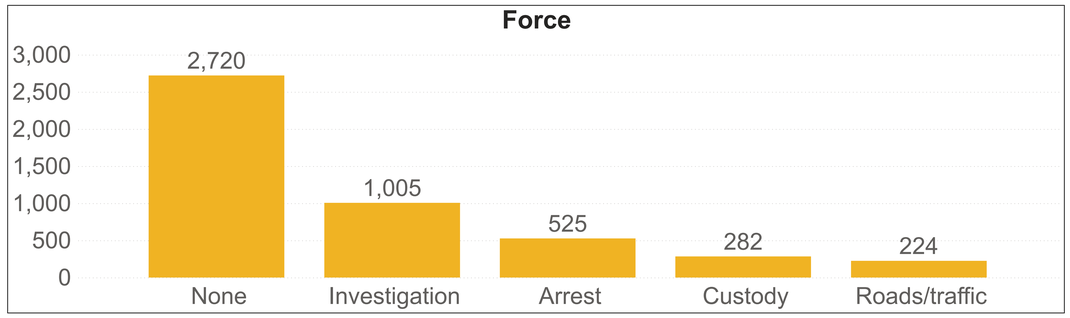

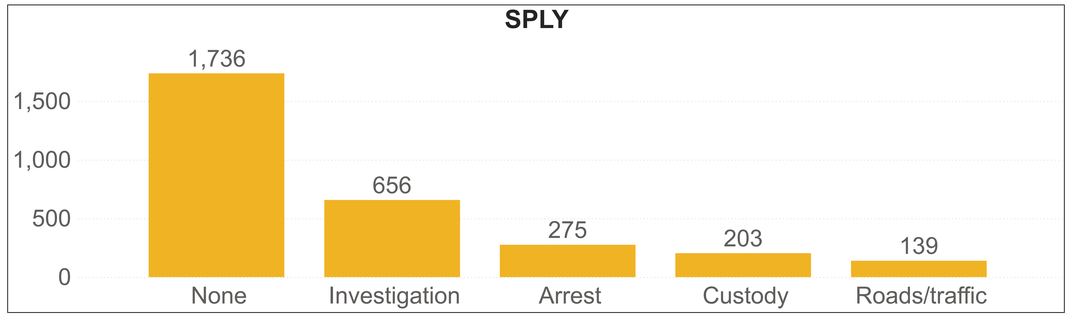

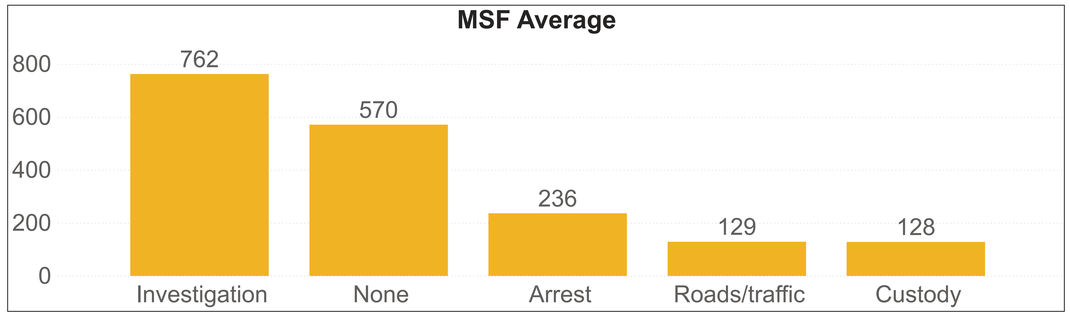

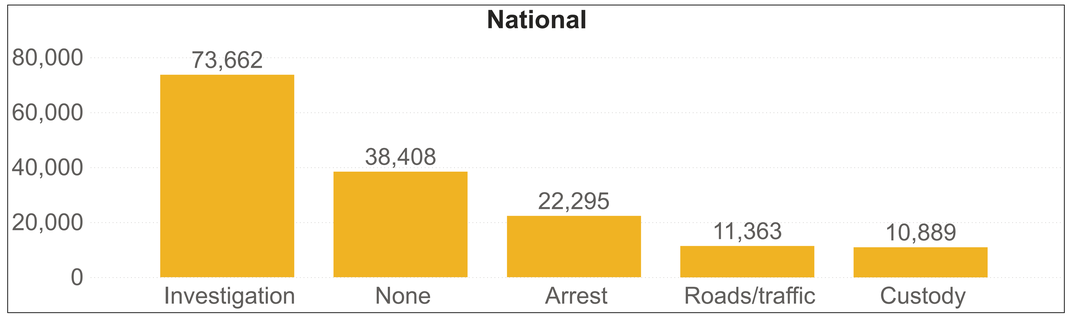

Most Similar Force (MSF) Group: Devon & Cornwall Police, Norfolk Constabulary, North Wales Police, North Yorkshire Police, Suffolk Constabulary, Warwickshire Police, West Mercia Police, Wiltshire Police

Factors on frequently applied allegation categories (force figures only)

This section presents information that shows what people are complaining about using a combination of allegation categories and factors against the police force.

Categories capture the root of the dissatisfaction expressed in a complaint. Factors capture the situational context of the dissatisfaction expressed in a complaint.

The combination of categories and factors provides a richer picture of what people are complaining about compared to the categories alone.

Each allegation should have a single category selected. However, multiple factors can be selected on a single allegation. Therefore, the sum of factors will not equal the total allegations logged in each category. Please refer to our guidance on capturing data about police complaints for definitions of categories and factors.

Category	Delivery of duties and service		Discriminatory behaviour		Individual behaviours		Police powers, policies and procedures	
Factors	Allegations Logged	Percent	Allegations Logged	Percent	Allegations Logged	Percent	Allegations Logged	Percent
None	1,658	48%	25	48%	301	54%	441	36%
Investigation	814	23%	5	10%	40	7%	114	9%
Arrest	152	4%	2	4%	36	6%	319	26%
Custody	81	2%	2	4%	19	3%	167	14%
Roads/traffic	131	4%	2	4%	20	4%	40	3%
Call Handling	144	4%	1	2%	26	5%	5	0%
Neighbourhood policing	120	3%	1	2%	21	4%	17	1%
Domestic / gender abuse	83	2%	3	6%	8	1%	18	1%
VAWG - dissatisfaction handling	92	3%			3	1%	14	1%
Death	72	2%			4	1%	3	0%
	32	1%	2	4%	37	7%	5	0%
Mental health	40	1%	2	4%	13	2%	11	1%
Premises search	13	0%			1	0%	35	3%
Stop and/or search	6	0%	3	6%	5	1%	30	2%
Child protection / CSA / CSE	25	1%			1	0%	3	0%
Firearms	22	1%					4	0%
VAWG - police perpetrated	9	0%			13	2%	3	0%
Fraud	24	1%						
Missing persons	17	0%			1	0%	4	0%
Drugs / alcohol	12	0%	1	2%	3	1%	1	0%
Restraint equipment	7	0%					7	1%
PPDA	5	0%			6	1%	1	0%
Public order incident	8	0%	1	2%	1	0%	2	0%
Serious injury	8	0%			1	0%	3	0%
Hate Crime	3	0%	2	4%	4	1%	1	0%
Social media	6	0%			1	0%		
Police dogs or horses	5	0%					1	0%
Covert policing	1	0%					1	0%
Taser	1	0%					1	0%

How allegations have been handled and allegation timeliness

This section presents the time it takes the force to finalise allegations by how they were handled.

- An allegation can be handled informally (outside of Schedule 3 of the Police Reform Act 2002) or formally handled under Schedule 3
- Schedule 3 allegations can handled without investigation or by investigation.
- Where handled by investigation this may be subject to 'special procedures' (meaning that a finding of a case to answer for misconduct may be found)
- If not subject to special procedures, a finding of the service provided being acceptable or unacceptable may be found.

For more information on allegation findings and actions, please see pages 8 - 10

Handling method	Outside of Schedule 3		Under Schedule 3 - not subject to investigation		Under Schedule 3 - by local investigation		Under Schedule 3 - by directed investigation		Under Schedule 3 - by independent investigation		Total	
Number finalised	Allegations Finalised	%	Allegations Finalised	%	Allegations Finalised	%	Allegations Finalised	%	Allegations Finalised	%	Allegations Finalised	%
Force	2,427	45%	2,685	50%	233	4%					**5,345**	**100%**
SPLY	500	21%	1,761	73%	149	6%			9	0%	**2,419**	**100%**
MSF Average	1,017	50%	854	42%	153	8%	0	0%	0	0%	**2,024**	**100%**
National	82,446	45%	85,168	46%	16,974	9%	1	0%	315	0%	**184,904**	**100%**

. Local investigation	Not special procedures Finalised	%	Special procedures Finalised	%	Total Finalised	%
Force	195	84%	38	16%	**233**	**100%**
SPLY	100	67%	49	33%	**149**	**100%**
MSF Average	132	86%	21	14%	**153**	**100%**
National	15,386	91%	1,588	9%	**16,974**	**100%**

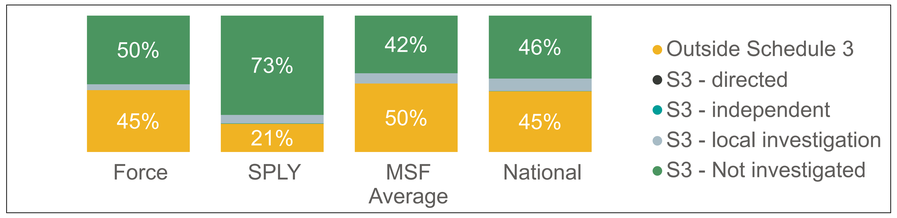

Timeliness is calculated from the date the allegation was received by the force to the day the complainant is informed of the allegation decision.

Allegations with 'invalid dates' have been removed from the data shown. Please refer to the performance framework counting rules and calculations on the IOPC website for an explanation of invalid dates.

Handling method	Force	SPLY	MSF Average	National
Outside of Schedule 3	96	143	42	22
Under Schedule 3 - not subject to investigation	196	176	150	106
Under Schedule 3 - by local investigation	434	235	263	228
Under Schedule 3 - by directed investigation	0	0	6	48
Under Schedule 3 - by independent investigation	0	407	0	338

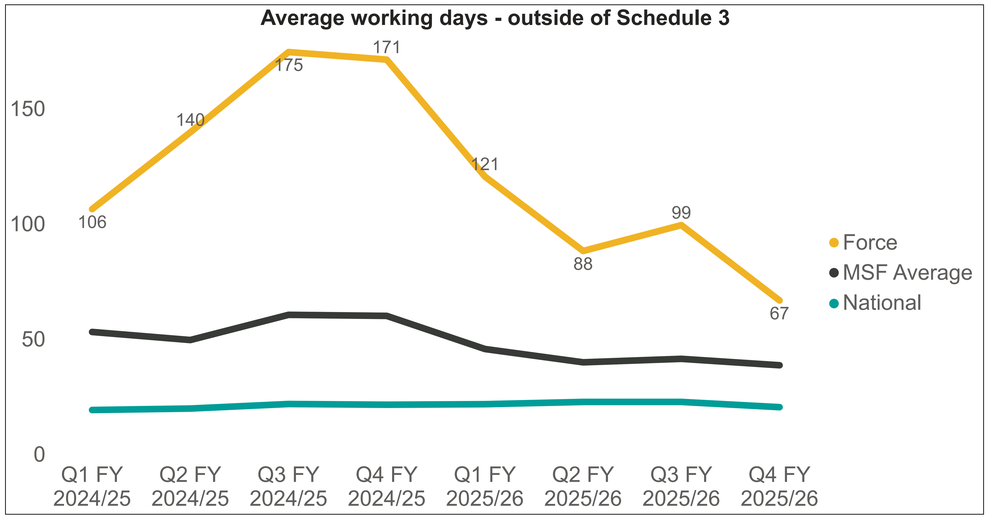

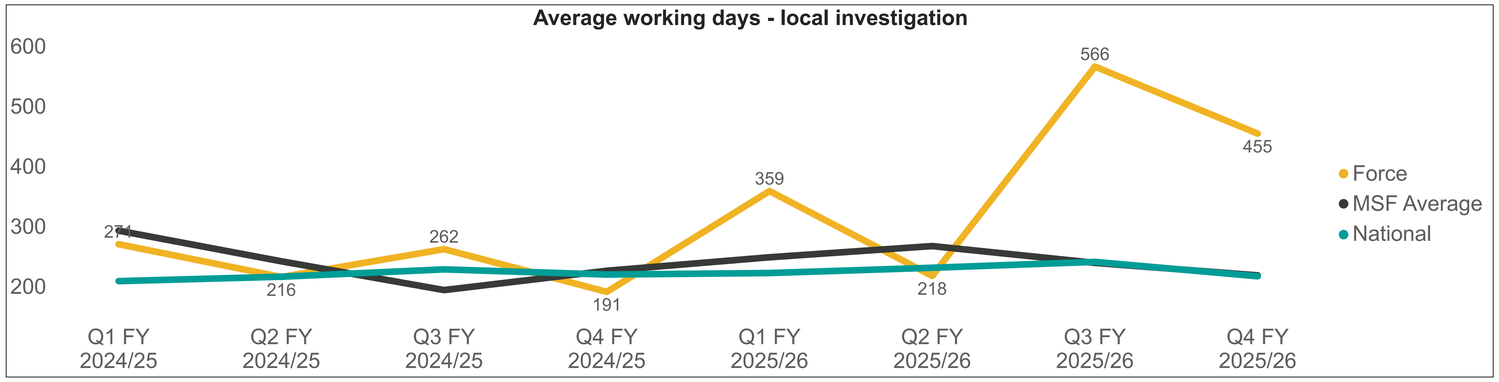

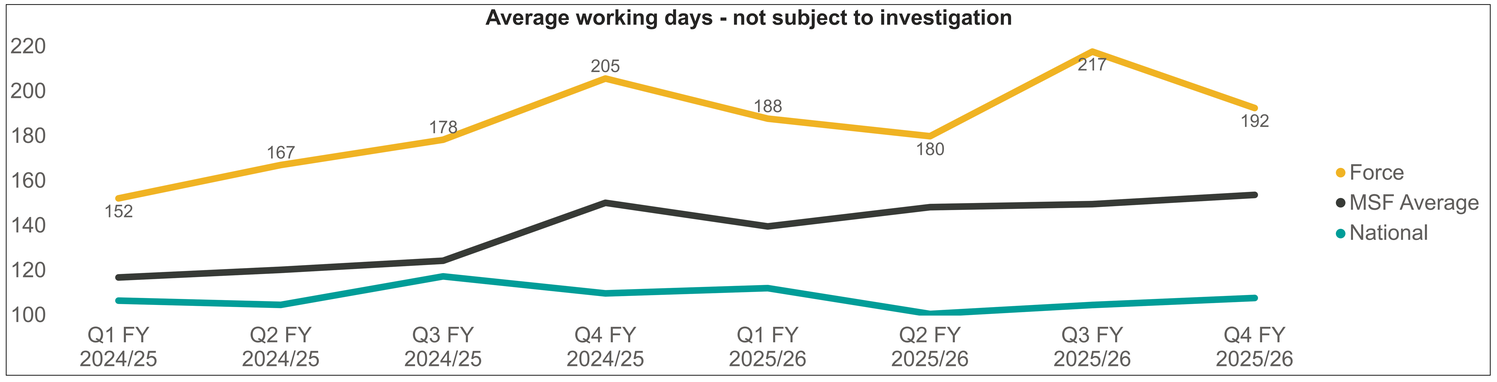

Most Similar Force (MSF) Group: Devon & Cornwall Police, Norfolk Constabulary, North Wales Police, North Yorkshire Police, Suffolk Constabulary, Warwickshire Police, West Mercia Police, Wiltshire Police

Complaint timeliness

This section shows the time it takes the force to finalise complaint cases from the customer's perspective. Timeliness is calculated from the date the complaint was made. On cases under Schedule 3, the below figures include the time a case may spend suspended due to criminal matters.

Complaint cases with 'invalid dates' have been removed from the data shown. Please refer to the IOPC website performance framework counting rules and calculations on the for an explanation of invalid dates.

.	Outside of Schedule 3		Schedule 3 - not investigated		Schedule 3 investigated (not subject to special procedures)		Schedule 3 investigated (subject to special procedures)		Total	
Measure type	Finalised	%	Finalised	%	Finalised	%	Finalised	%	Finalised	%
Force	1,830	48%	1,901	49%	97	3%	23	1%	**3,851**	**100%**
SPLY	367	41%	487	54%	33	4%	17	2%	**904**	**100%**
MSF Average	860	62%	468	34%	46	3%	7	1%	**1,381**	**100%**
National	70,061	65%	32,002	30%	4,930	5%	634	1%	**107,627**	**100%**

.	Schedule 3 - not investigated		Schedule 3 investigated (not subject to special procedures)		Schedule 3 investigated (subject to special procedures)	
Measure type	Finalised	Average days to finalise	Finalised	Average days to finalise	Finalised	Average days to finalise
Force	1,901	496	97	650	23	344
SPLY	487	328	33	520	17	413
MSF Average	468	207	46	295	7	353
National	32,002	142	4,930	261	634	349

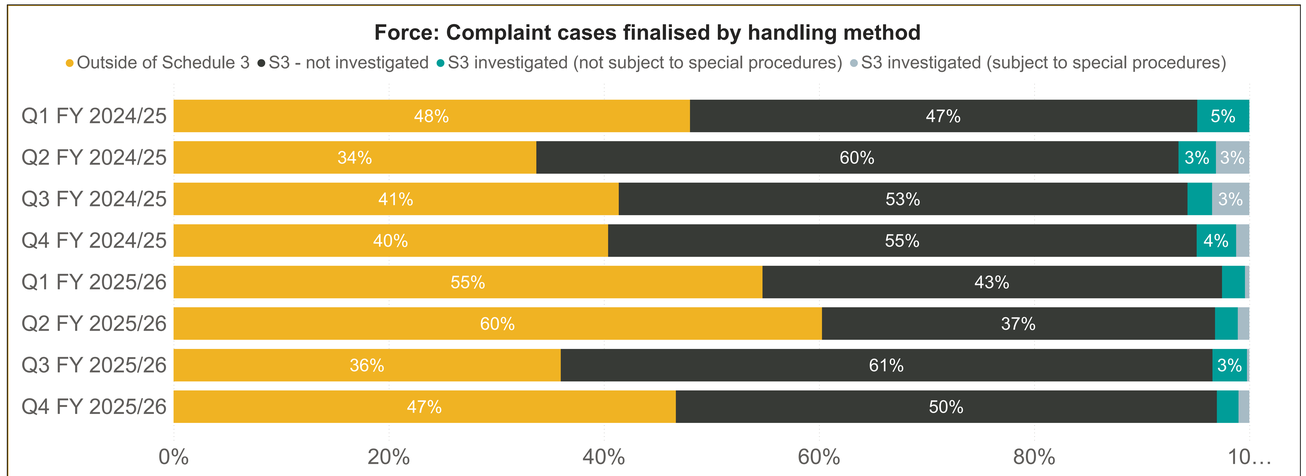

Outside of Schedule 3	Finalised	Average days to finalise
Force	1,830	114
SPLY	367	200
MSF Average	860	46
National	70,063	23

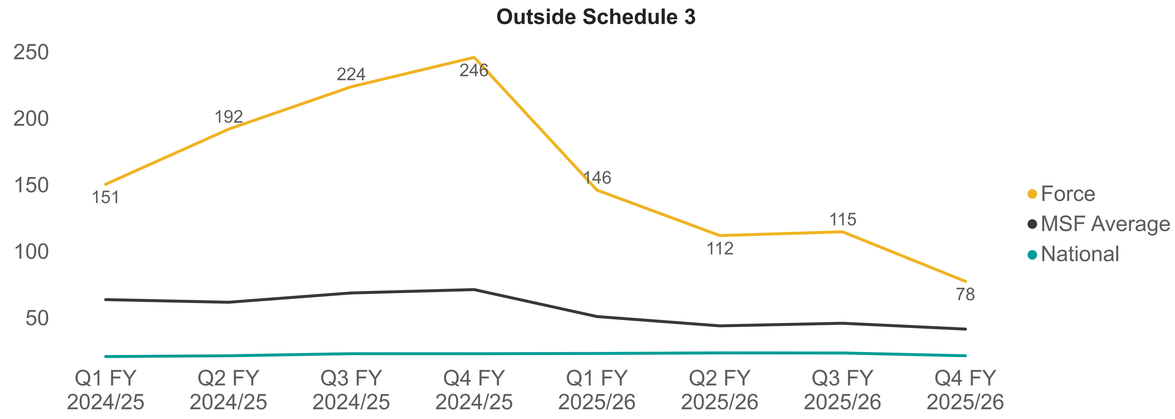

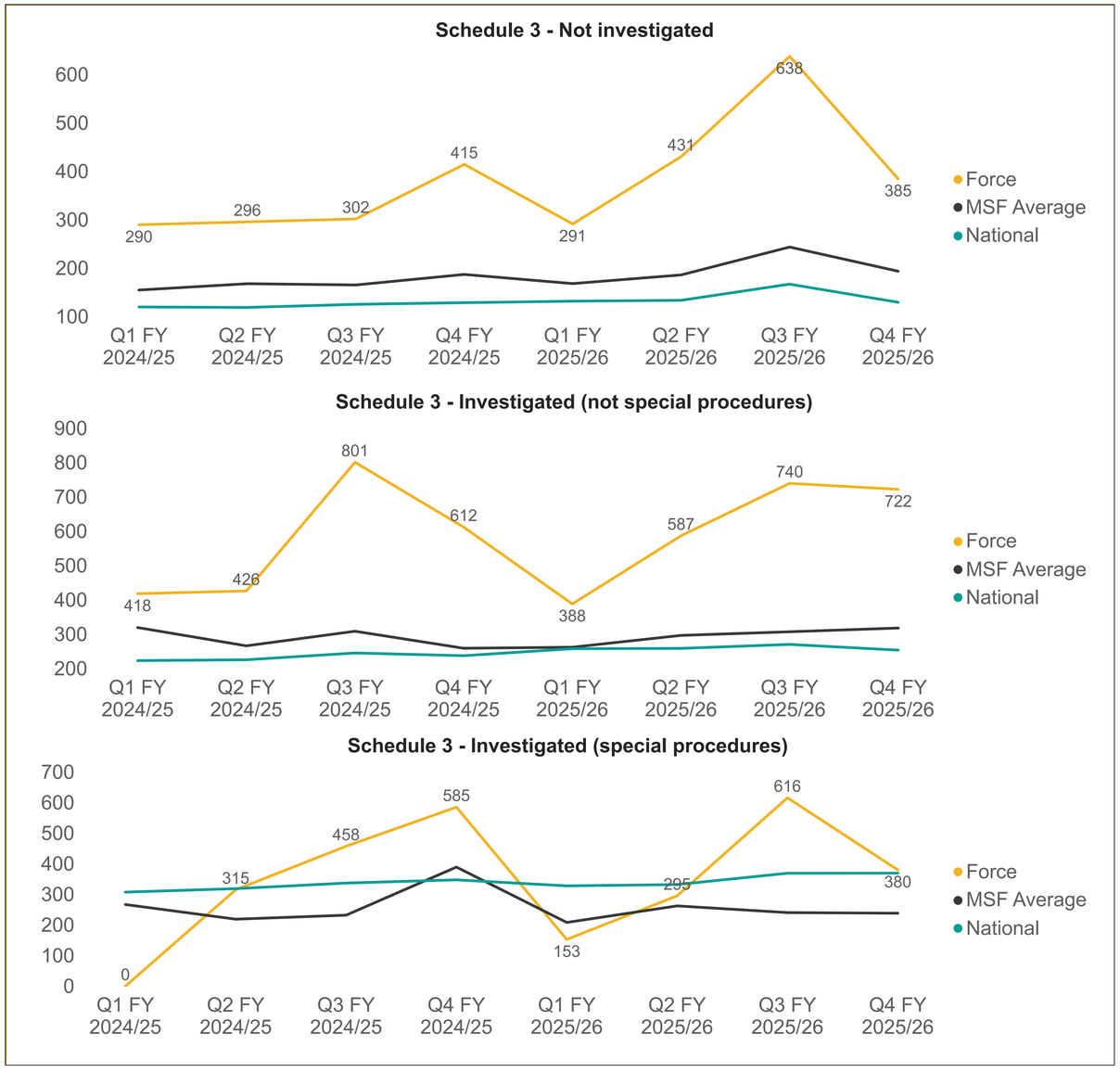

Most Similar Force (MSF) Group: Devon & Cornwall Police, Norfolk Constabulary, North Wales Police, North Yorkshire Police, Suffolk Constabulary, Warwickshire Police, West Mercia Police, Wiltshire Police

Findings and actions on Outside Schedule 3 allegations

This section presents information about what happened as a result of the allegation (action). Actions are captured at allegation level and multiple actions can be selected, where appropriate, on single allegation. The figures shown in this section are based on allegations that resulted in the corresponding action. As more than one action can be selected for a single allegation, the sum of all percentages will not equal 100%.

The actions available once an allegation is finalised depend on how the complaint case has been handled. Please refer to our guidance on capturing data about police complaints for details of actions available (link available on page 14)

When an allegation is handled outside of Schedule 3 it will result in a finding of Resolved or Not Resolved - (an allegation not resolved may be moved to Schedule 3 or finalised without additional action)

Outside Schedule 3 result	Force	SPLY	MSF Average	National
Resolved	1,693	450	903	78,219
Not Resolved	734	50	114	4,224
Total	**2,427**	**500**	**1,017**	**82,443**

Figures may differ in the two tables where actions have not yet been decided or not yet recorded

Measure	Force		SPLY		MSF Average		National	
Actions on allegations outside of Schedule 3	Allegations finalised	Percent	Allegations finalised	Percent	Allegations finalised	Percent	Allegations finalised	Percent
No further action	1,339	56%	138	28%	246	24%	10,054	12%
Explanation	823	34%	298	60%	509	50%	53,668	65%
Apology	91	4%	40	8%	83	8%	6,733	8%
Other action	90	4%	7	1%	143	14%	7,759	9%
Learning from reflection	28	1%	9	2%	14	1%	2,278	3%
Debrief	25	1%	1	0%	11	1%	1,041	1%
Organisational learning	6	0%			2	0%	337	0%
Policy review	2	0%			0	0%	56	0%
Goodwill gesture	1	0%			1	0%	178	0%
Total	**2,405**	**100%**	**493**	**100%**	**1,009**	**100%**	**82,104**	**100%**

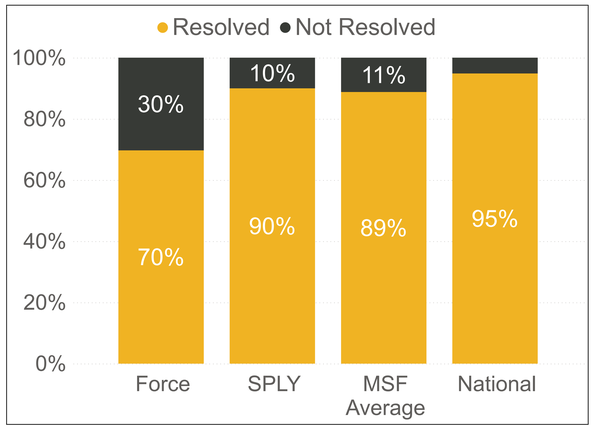

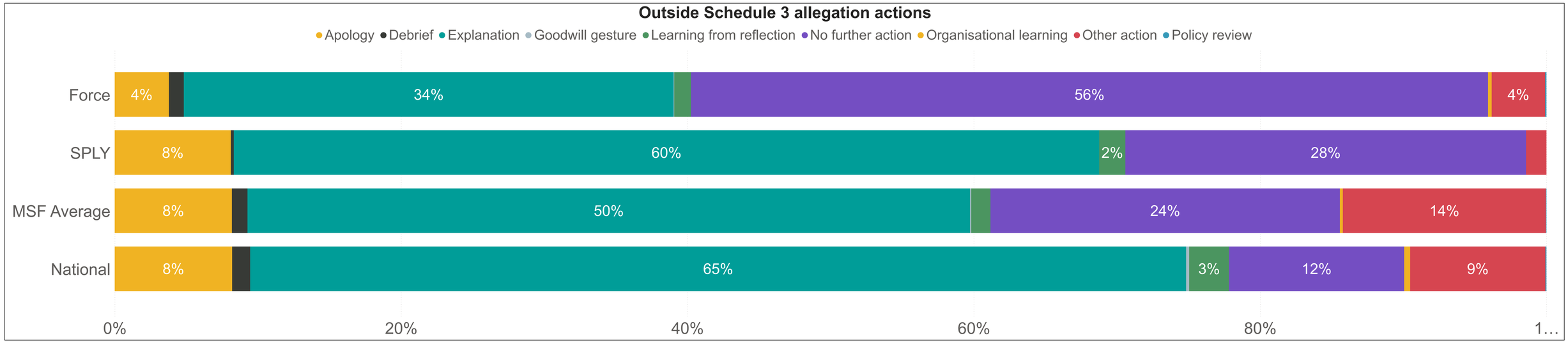

Most Similar Force (MSF) Group: Devon & Cornwall Police, Norfolk Constabulary, North Wales Police, North Yorkshire Police, Suffolk Constabulary, Warwickshire Police, West Mercia Police, Wiltshire Police

Findings on Schedule 3 allegations

This section presents information about what happened as a result of the allegation (action). Actions are captured at allegation level and multiple actions can be selected, where appropriate, on single allegation. The figures shown in this section are based on allegations that resulted in the corresponding action. As more than one action can be selected for a single allegation, the sum of all percentages will not equal 100%.

The actions available once an allegation is finalised depend on how the complaint case has been handled. Please refer to our guidance on capturing data about police complaints for details of actions available.

When an allegation is handled under Schedule 3 (not investigated or investigated not subject to special procedures), it will typically result in a finding of:

The service provided was acceptable

The service provided was not acceptable

Unable to determine whether service provided was acceptable

Measure type	Force		SPLY		MSF Average		National	
Not investigated	**Finalised**	**%**	**Finalised**	**%**	**Finalised**	**%**	**Finalised**	**%**
No further action	298	11%	147	8%	70	8%	5,708	7%
Regulation 41 applies	39	1%	9	1%	5	1%	262	0%
Service provided - acceptable	1,583	59%	1,128	64%	544	64%	58,464	69%
Service provided - not acceptable	389	14%	252	14%	125	15%	11,005	13%
Service provided - unable to determine	291	11%	160	9%	67	8%	7,657	9%
Withdrawal	85	3%	65	4%	44	5%	2,069	2%

Measure type	Force		SPLY		MSF Average		National	
Not subject to special procedures	**Finalised**	**%**	**Finalised**	**%**	**Finalised**	**%**	**Finalised**	**%**
Case to Answer					0	0%		
No further action	6	3%	2	2%	4	3%	504	3%
Regulation 41 applies	3	2%	1	1%	3	2%	218	1%
Service provided - acceptable	116	59%	76	76%	96	72%	10,707	69%
Service provided - not acceptable	44	23%	14	14%	16	12%	2,102	14%
Service provided - unable to determine	13	7%	3	3%	10	7%	1,531	10%
Withdrawal	13	7%	4	4%	4	3%	429	3%

An allegation investigated (subject to special procedures) should not result in a service finding but some have been recorded with that outcome

Such allegations should result in a Case to Answer or No Case to Answer for misconduct

In addition, an allegation can be withdrawn, finalised following criminal proceedings or subject to no further action. No further action here means that the allegation could not be progressed, for example due to being unable to engage with the complainant. This is different from the force deciding to take no further action after looking into an allegation

Measure type	Force		SPLY		MSF Average		National	
Subject to special procedures	**Finalised**	**%**	**Finalised**	**%**	**Finalised**	**%**	**Finalised**	**%**
Case to Answer	6	16%	24	41%	3	16%	397	22%
No Case to Answer	14	37%	28	48%	11	52%	886	49%
No further action	3	8%			0	2%	31	2%
Regulation 41 applies					0	0%	7	0%
Service provided - acceptable	8	21%	4	7%	3	13%	285	16%
Service provided - not acceptable	2	5%	1	2%	1	3%	81	5%
Service provided - unable to determine	1	3%	1	2%	0	1%	43	2%
Withdrawal	4	11%			3	13%	69	4%

Schedule 3 allegations (not investigated)

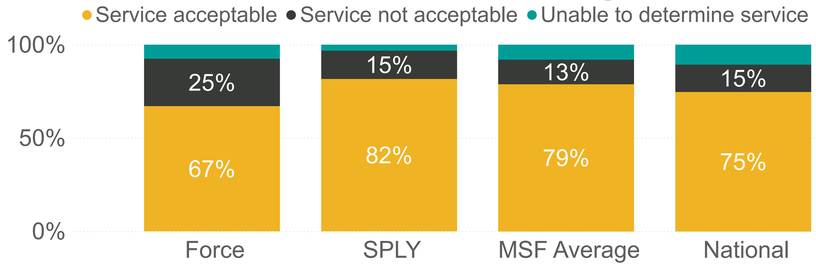

Schedule 3 allegations (investigated - not subject to special procedures)

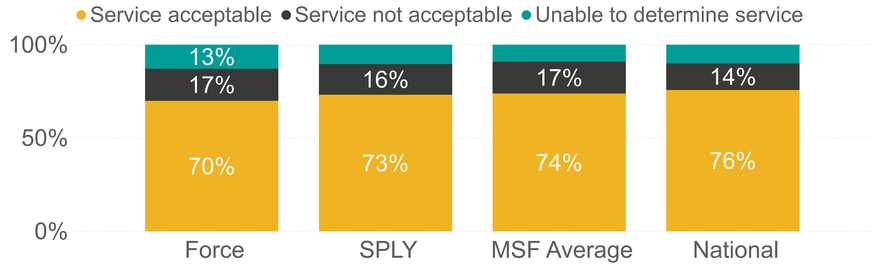

Most Similar Force (MSF) Group: Devon & Cornwall Police, Norfolk Constabulary, North Wales Police, North Yorkshire Police, Suffolk Constabulary, Warwickshire Police, West Mercia Police, Wiltshire Police

Actions on Schedule 3 allegations

This section presents information about what happened as a result of the allegation (action). Actions are captured at allegation level and multiple actions can be selected, where appropriate, on single allegation. The figures shown in this section are based on allegations that resulted in the corresponding action.

The actions available once an allegation is finalised depend on how the complaint case has been handled. Please refer to our guidance on capturing data about police complaints for details of actions available.

Measure	Force		SPLY		MSF Average		National	
Actions on Schedule 3 allegations	Allegations finalised	Percent	Allegations finalised	Percent	Allegations finalised	Percent	Allegations finalised	Percent
No further action	1,230	42%	655	35%	311	31%	17,908	18%
Explanation	1,220	42%	970	51%	513	51%	66,745	65%
Apology	158	5%	119	6%	45	4%	4,154	4%
Learning from reflection	132	5%	57	3%	71	7%	5,564	5%
Debrief	56	2%	19	1%	14	1%	4,219	4%
Referral to RPRP	55	2%	17	1%	21	2%	1,333	1%
Others	39	1%	27	1%	9	1%	1,158	1%
Organisational learning	20	1%	11	1%	20	2%	948	1%
Misconduct proceedings	4	0%	23	1%	1	0%	162	0%
Total	**2,914**	**100%**	**1,898**	**100%**	**1,005**	**100%**	**102,191**	**100%**

Please note: A finding for misconduct can only be made where the allegation is investigated subject to special procedures

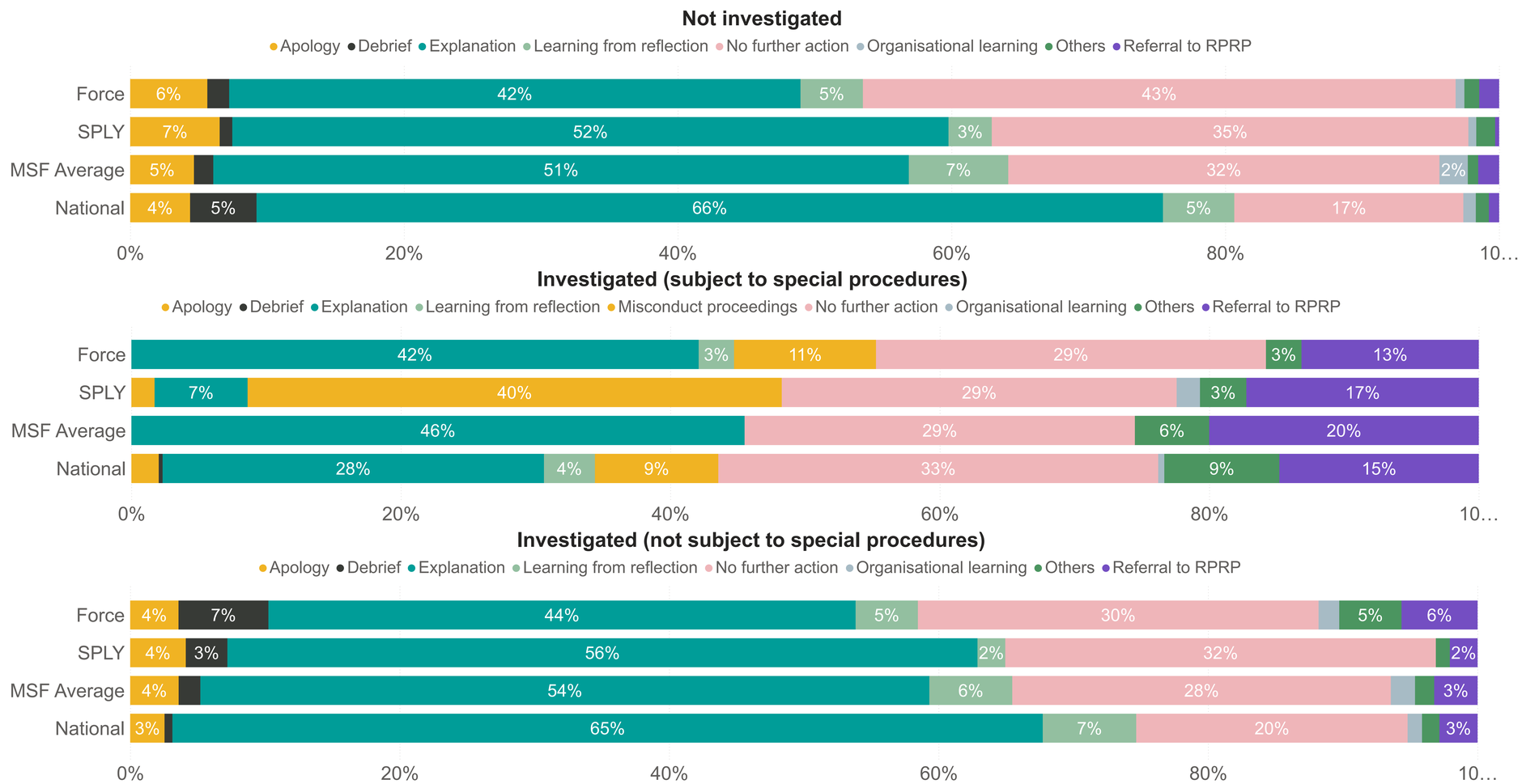

Most Similar Force (MSF) Group: Devon & Cornwall Police, Norfolk Constabulary, North Wales Police, North Yorkshire Police, Suffolk Constabulary, Warwickshire Police, West Mercia Police, Wiltshire Police

Reviews received

This section presents data on the number of reviews received about this force by the IOPC and by the local policing body. The charts enable you to see the proportion of each review type being received by the two bodies. The IOPC handle the majority of reviews where the complaint was handled by investigation. For information on when the IOPC should be the review body, please see our Statutory Guidance

LPB reviews	Investigation	Non-investigation
Force	2	108
SPLY	1	82
MSF Average	2	54
National	275	5,002

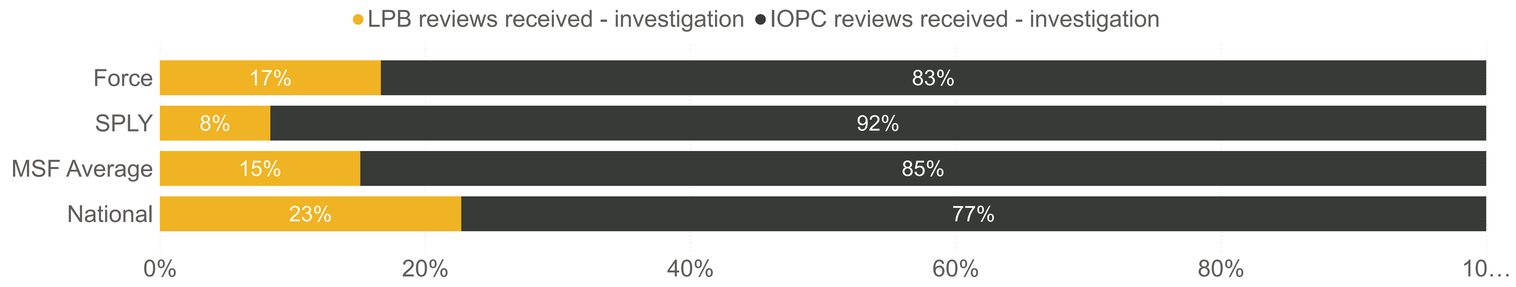

IOPC Reviews	Investigation	Non-investigation
Force	10	71
SPLY	11	51
MSF Average	9	20
National	935	2105

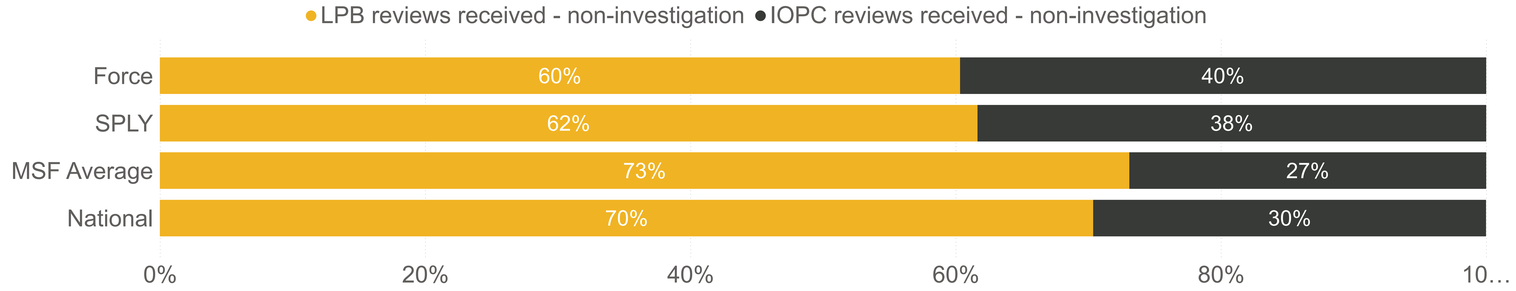

Complaints are not finalised until after any reviews are completed. However, this measure helps to provide an indication of how often reviews are made in comparison to the number of complaints completed.

Measure	Reviews Received	Complaint cases finalised under Schedule 3
Force	191	2,021
SPLY	145	537
MSF Average	85	521
National	8,317	37,566

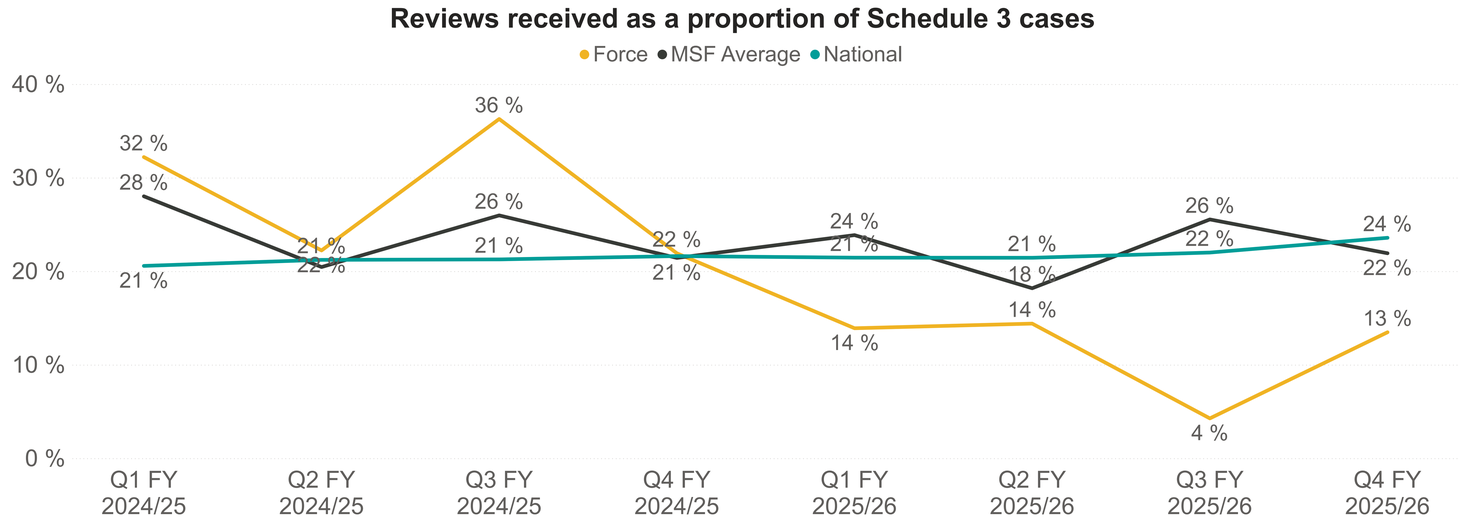

Most Similar Force (MSF) Group: Devon & Cornwall Police, Norfolk Constabulary, North Wales Police, North Yorkshire Police, Suffolk Constabulary, Warwickshire Police, West Mercia Police, Wiltshire Police

Reviews outcomes and timeliness

LPB Reviews

This section presents information about the decisions made on reviews and how long reviews are taking to finalise.

When a review finds that the outcome of the complaint was not reasonable and proportionate, that review is considered to be 'upheld'

Review type	Complete with outcome	Upheld
Investigation		
Force	2	0
SPLY	1	1
MSF Average	2	1
National	282	80
Non-investigation		
Force	82	30
SPLY	114	49
MSF Average	45	10
National	4429	868

Review type	Average duration
Investigation	
Force	57
SPLY	60
MSF Average	40
National	57
Non-investigation	
Force	81
SPLY	100
MSF Average	63
National	44

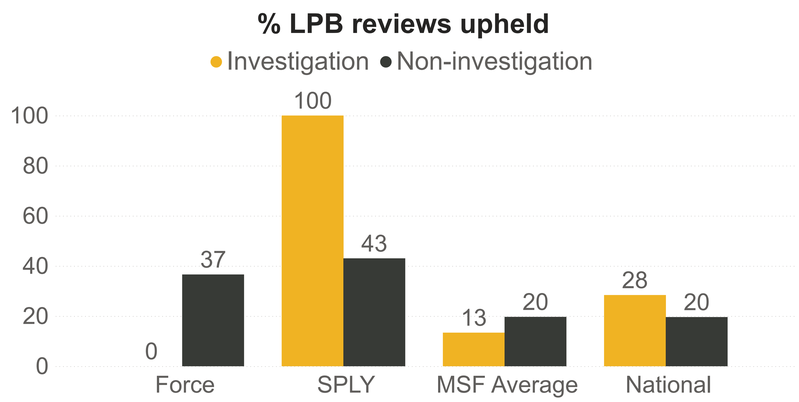

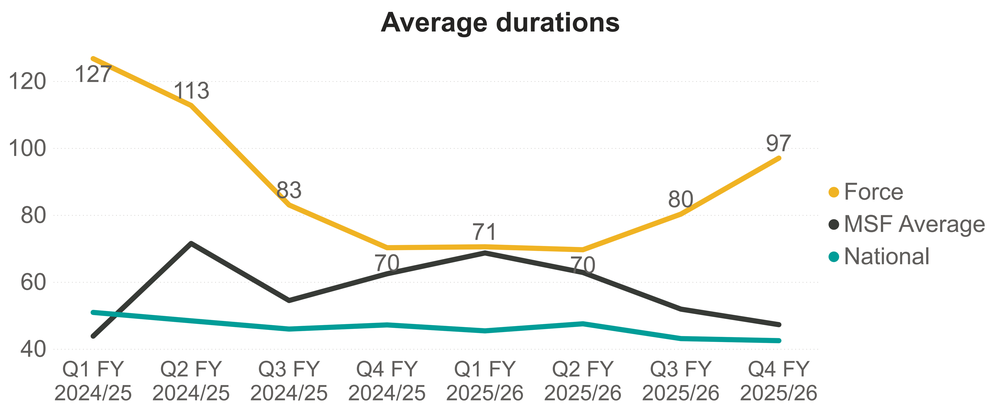

IOPC Reviews

The IOPC will be the review body on complaints that meet certain criteria, including mandatory referral criteria (see page 16)

When a complaint is referred to the IOPC, the IOPC automatically becomes the review body.

There has been a significant backlog in the number of reviews handled by the IOPC which means the average durations are typically longer than those on reviews where the relevant review body is the local policing body

IOPC review	Investigation	Upheld	Non-investigation	Upheld
Force	12	1	73	20
SPLY	11	3	46	16
MSF Average	10	3	20	5
National	1,152	327	2,121	555

Measure	Average duration
Force	110
SPLY	146
MSF Average	103
National	115

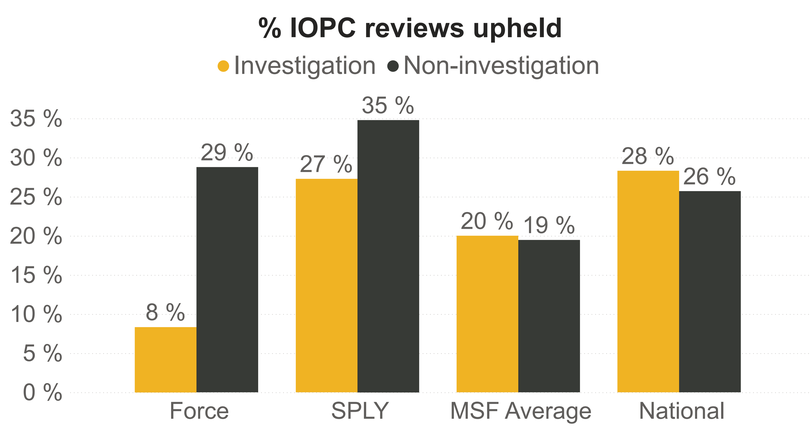

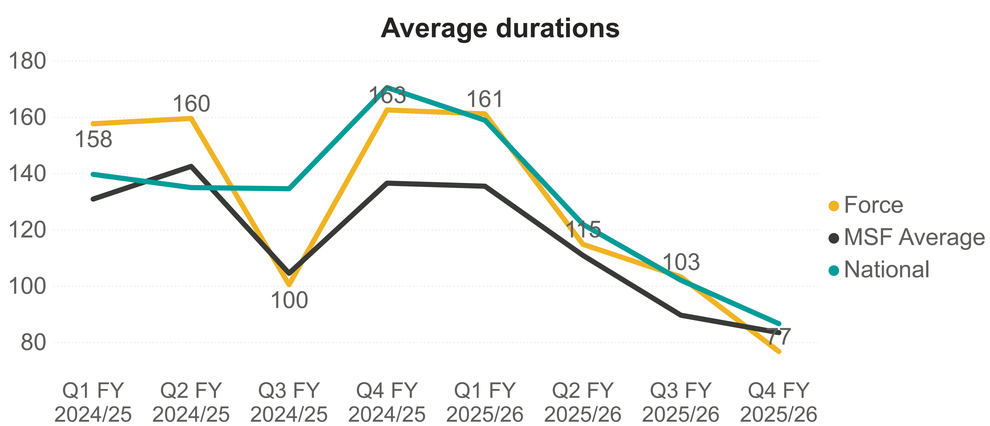

Most Similar Force (MSF) Group: Devon & Cornwall Police, Norfolk Constabulary, North Wales Police, North Yorkshire Police, Suffolk Constabulary, Warwickshire Police, West Mercia Police, Wiltshire Police

Referrals to the IOPC

The force should refer certain matters to the IOPC for the IOPC to decide how they should be handled. The figures presented in this section include all referrals that the force makes to the IOPC (received), not just those arising from complaints.

When the IOPC receives a referral from the force, it reviews the information they have provided. The IOPC decides whether the matter requires an investigation, and the type of investigation.

Referrals may have been completed in a different period to when they were received.

A referral may be made invalid if the matter does not fall within the IOPC's remit

The sum of decisions may not match the number of referrals completed. This is because some matters referred may have come to the attention of the appropriate authority before 1 February 2020 and have investigation type decisions of either managed or supervised.

	Force	SPLY	MSF Average	National
Number Referrals Received	200	178	93	6,942
Number referrals completed	202	182	95	7,017
Decision: Directed Investigation			0	24
Decision: Independent Investigation	7	2	5	400
Decision: Invalid	6	2	2	98
Decision: Local Investigation	92	86	46	3,513
Decision: Return to Force	97	92	42	2,980

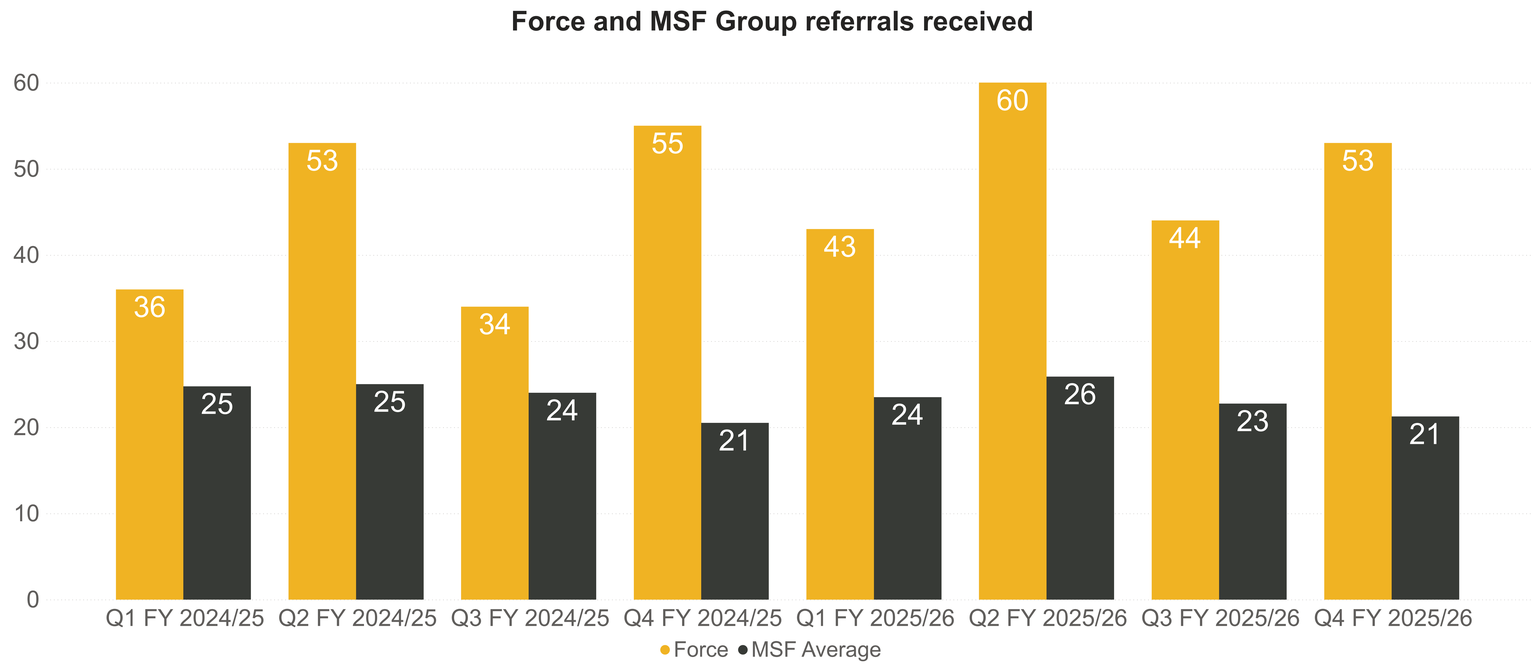

Referral type	Force	SPLY	MSF Average	National
Complaint	28	36	17	1,786
Conduct	35	21	15	1,204
DSI	137	121	62	3,952
Total	**200**	**178**	**93**	**6,942**

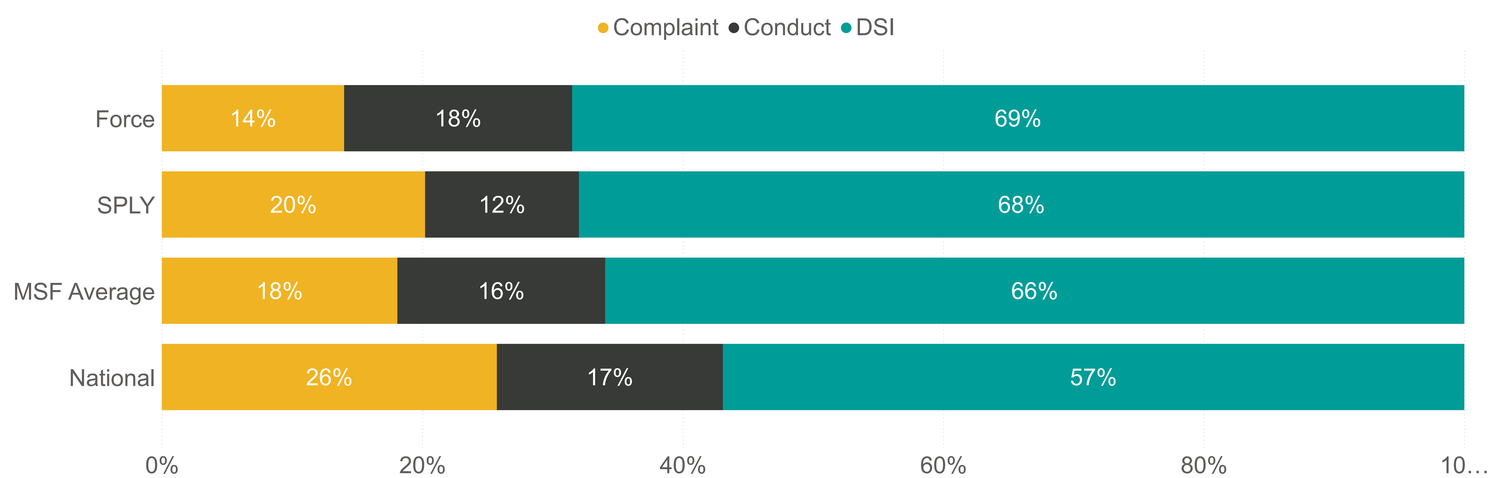

Most Similar Force (MSF) Group: Devon & Cornwall Police, Norfolk Constabulary, North Wales Police, North Yorkshire Police, Suffolk Constabulary, Warwickshire Police, West Mercia Police, Wiltshire Police

Notes

Data sources

- Data in this bulletin is taken from XML data submissions made by forces to the IOPC every quarter except for IOPC performance data which is taken from the IOPC case management system.
- Police force employee numbers are taken from the latest police workforce England and Wales statistics published by the Home Office.
- The most similar force (MSF) groups used for the calculation of the MSF averages in this bulletin are those determined by HMICFRS. Please note that the British Transport Police, Report Fraud and City of London Police do not have an MSF group. A list of the MSF groups is available on the IOPC website.

Performance Framework counting rules and calculation

- The counting rules and calculations used to produce the data shown in this bulletin can be found on the IOPC website.
- Average times are presented in working days and do not include weekends or bank holidays.
- Some percentages may add up to more or less than 100% due to rounding.
- Complaint cases and allegations with invalid start/end dates have been removed from average time calculations. Therefore, the numbers of complaint cases and allegations used in the average time calculations may be lower than the total number of complaint cases and allegations logged or finalised.

Data constraints

- The data is sourced from live case management systems and provides a snapshot of information as it was at that time. Therefore, there may be variances between the information in this bulletin and information reported at a later date.

Further Information

- A glossary providing a full list of definitions used in this bulletin, can be found on the IOPC website.

- Additional information about the recording of police complaints, including the definitions of the complaint categories, can be found in appendix A of the IOPC's Guidance on capturing data about police complaints.

- Information about how the police complaints system operates, who can complain and how reviews are dealt with can be found in the IOPC's Statutory Guidance on the police complaints system (February 2020).