Police Complaints Information Bulletin

Derbyshire Constabulary

01 April 2025 - 31 March 2026 (Q4 2025/26)

IOPC Independent Office for Police Conduct

About this bulletin

This bulletin presents information about complaints defined under the Police Reform Act 2002 (PRA 2002), as amended by the Police and Crime Act 2017. The legislation came into effect on 1 February 2020 (4 January 2021 for the British Transport Police).

It sets out performance against a number of measures and compares force results to their most similar force (MSF) group (where applicable)

Please note: Unless stated otherwise, tables within the bulletin consist of 'year-to-date' figures covering all matters being started or completed between the two dates.

Q1: 1 April to 30 June, Q2: 1 April to 30 September, Q3: 1 April to 31 December, Q4: 1 April to 31 March

Notes for this edition of the bulletin

Devon and Cornwall: Devon and Cornwall Police had a significant backlog of complaints, including complaints that showed as live but were only administratively awaiting finalisation. Following restructure and uplift of resourcing this queue is being reduced, and we believe this is directly impacting the duration of Complaints Finalised

De-recorded matters: A new data loading process has been introduced which removes matters that have been 'de-recorded' (meaning complaints and allegations recorded in error) from the figures. Figures may differ from those previously reported, particularly in 'same period last year' calculations

Contents

Page 1 Summary of complaints and allegations logged

Page 2 How complaints are being handled and what has been complained about

Page 3 Subcategories of the most frequently applied allegation categories

Page 4 Factors applied to allegations logged

Page 5 Factors on frequently applied allegation categories (force figures only)

Page 6 How allegations have been handled and allegation timeliness

Page 7 Complaint case timeliness

Page 8 Findings and actions on Outside Schedule 3 allegations

Page 9 Findings on Schedule 3 allegations

Page 10 Actions on Schedule 3 allegations

Page 11 Reviews received

Page 12 Reviews outcomes and timeliness

Page 13 Referrals to the IOPC

Page 14 Notes and links

Acronyms used in this bulletin

YTD – Year to date figures, **SPLY** - Same period last year, **MSF** - Most similar force, **LPB** - Local policing body, **PRA** - Police Reform Act 2002

Nat. – National, **RPRP** – Reflective Practice Review Process, **UPP** – Unsatisfactory Performance Procedure

Most Similar Force (MSF) Group: Avon & Somerset Constabulary, Cheshire Constabulary, Derbyshire Constabulary, Essex Police, Kent Police, Northamptonshire Police, Staffordshire Police, Wiltshire Police

Complaints and allegations logged

A **complaint case** is formed of one or more **allegations**.

This bulletin contains data on complaints, allegations, referrals and reviews broken down in the following ways:

- **Force** - The police force and date range covered by the bulletin title
- **SPLY** - Data as above in the same period of the previous financial year
- **MSF Average** - Most Similar Force group* average for the period
- **National** - Total or average of all forces in this period

*Most Similar Force groups are specified by the Home Office and enable comparison between forces of similar size and demographics

Measure	Complaints logged	Per 1,000 employees
Force	1,871	473
SPLY	1,798	455
MSF Average	2,375	516
National	108,988	432

Measure	Allegations Logged	Per 1,000 employees
Force	4,332	1,096
SPLY	4,320	1,094
MSF Average	4,541	960
National	188,600	748

Numbers per 1,000 employees are used to demonstrate how the number of complaints/allegations against a force compare to their most similar force group and national figures.

Note: Number of employees is a fixed number through the period, therefore complaints and allegations per 1,000 employees is higher for the full period (as in the table) than when broken down in to quarters (as per the charts)

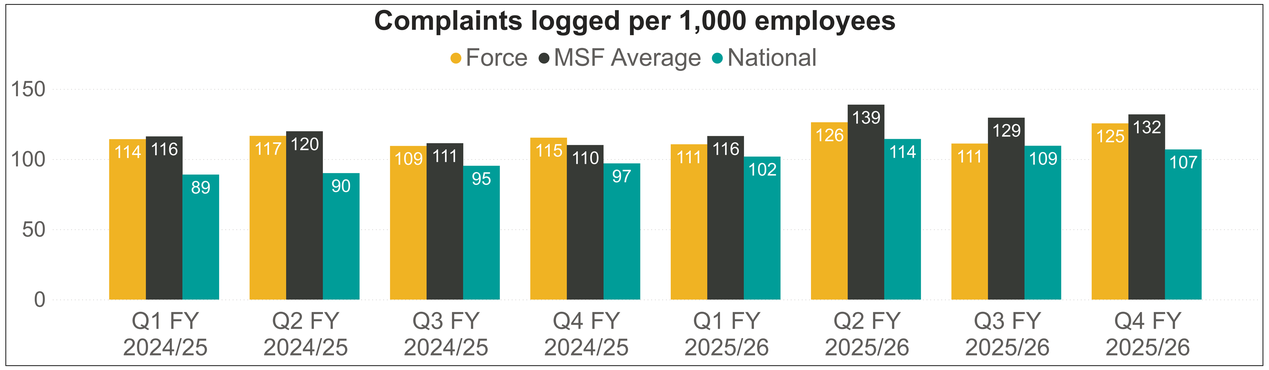

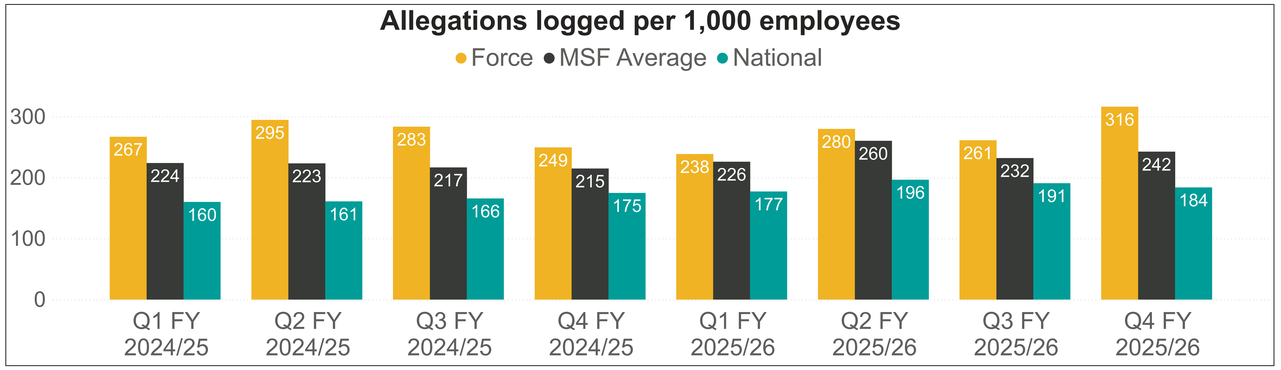

The force should **contact** the complainant and **log (record)** the complaint as soon as possible after the complaint has been raised. Average to log/contact is from the customer perspective.

Data labels in the above charts are those of the force

Measure	Average working days to contact complainants	Average working days to log complaints
Force	4	3
SPLY	6	4
MSF Average	4	4
National	8	7

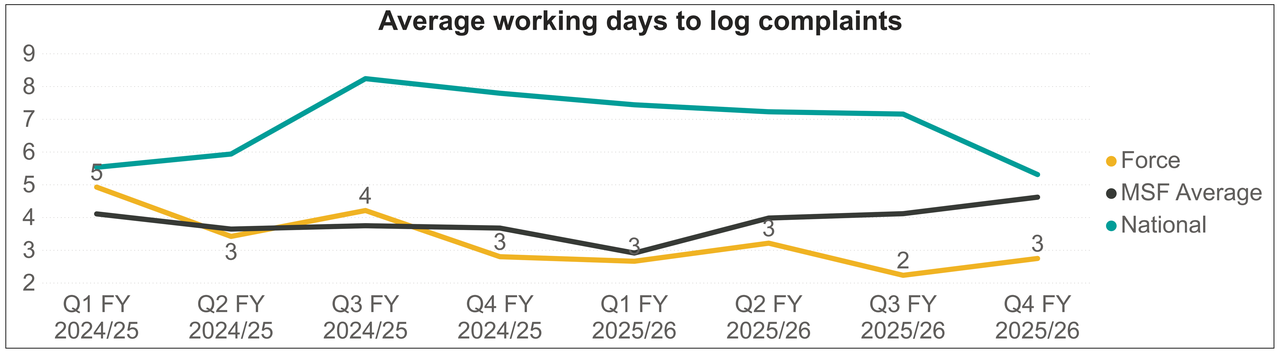

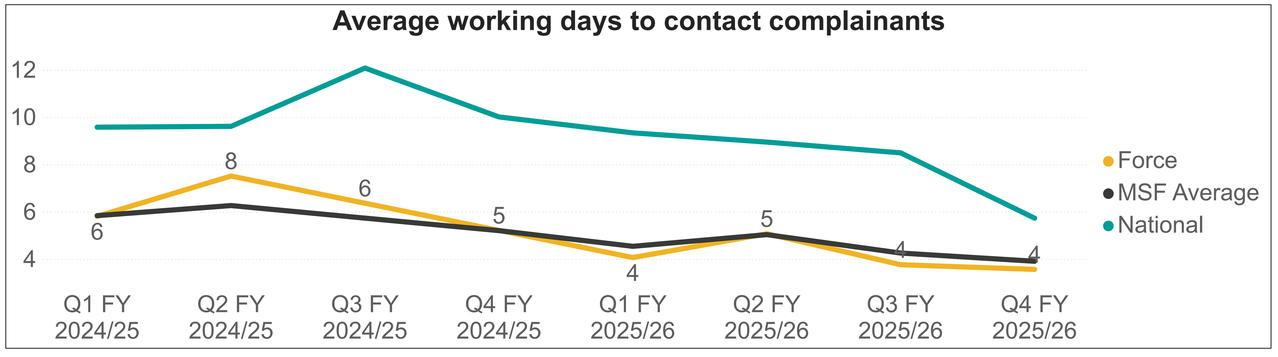

For information on what has been complained about, see pages 2 to 5

For information on allegations and complaints timeliness, see pages 6 and 7

Most Similar Force (MSF) Group: Avon & Somerset Constabulary, Cheshire Constabulary, Derbyshire Constabulary, Essex Police, Kent Police, Northamptonshire Police, Staffordshire Police, Wiltshire Police

How complaints are being handled and what has been complained about

When a complaint is received by the force, the force can attempt to handle the complaint informally (outside of Schedule 3 of the Police Reform Act) or handle it formally (under Schedule 3). When deciding handle to complaint formally, the force should record the reason why

Measure type	Force		SPLY		MSF Average		National	
Reason complaint recorded under Schedule 3	Complaints	%	Complaints	%	Complaints	%	Complaints	%
AA/body responsible for initial handling decides	969	86%	595	63%	296	30%	13,438	37%
Complainant wishes the complaint be recorded	51	5%	136	14%	136	14%	6,263	17%
Dissatisfaction after initial handling	69	6%	84	9%	175	18%	6,430	18%
Nature of the allegation(s) in the complaint	44	4%	128	14%	378	38%	10,354	28%
Total	**1,133**	**100%**	**943**	**100%**	**984**	**100%**	**36,485**	**100%**

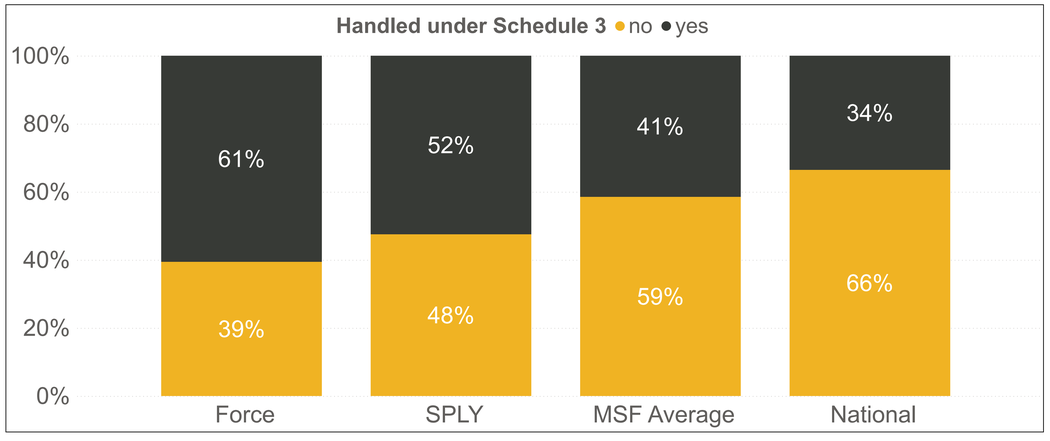

Allegations should have an allegation category applied to them which will identify the root of what the allegation is about. Most of these categories are broken down into subcategories which are detailed in the following pages. An allegation will have a single subcategory applied, a complaint can consist of numerous allegations, each with their own category

Allegation category	Delivery of duties and service	Police powers, policies and procedures	Handling of or damage to property/ premises	Access and/or disclosure of information	Use of police vehicles	Discriminatory behaviour	Abuse of position/ corruption	Individual behaviours	Sexual conduct	Discreditable conduct	Other	Total
Force	2,596	1,025	50	71	37	82	25	430	2	5	9	**4,332**
SPLY	2,432	971	80	58	44	62	65	530	7	34	37	**4,320**
MSF Average	2,481	968	129	107	48	125	50	583	9	27	14	**4,541**
National	103,106	41,505	6,603	4,098	2,025	4,996	1,507	21,384	336	1,167	1,871	**188,598**

Allegation category	Delivery of duties and service	Police powers, policies and procedures	Handling of or damage to property/ premises	Access and/or disclosure of information	Use of police vehicles	Discriminatory behaviour	Abuse of position/ corruption	Individual behaviours	Sexual conduct	Discreditable conduct	Other	Total
Force	60%	24%	1%	2%	1%	2%	1%	10%	0%	0%	0%	**100%**
SPLY	56%	22%	2%	1%	1%	1%	2%	12%	0%	1%	1%	**100%**
MSF Average	55%	21%	3%	2%	1%	3%	1%	13%	0%	1%	0%	**100%**
National	55%	22%	4%	2%	1%	3%	1%	11%	0%	1%	1%	**100%**

Top five most applied allegation categories

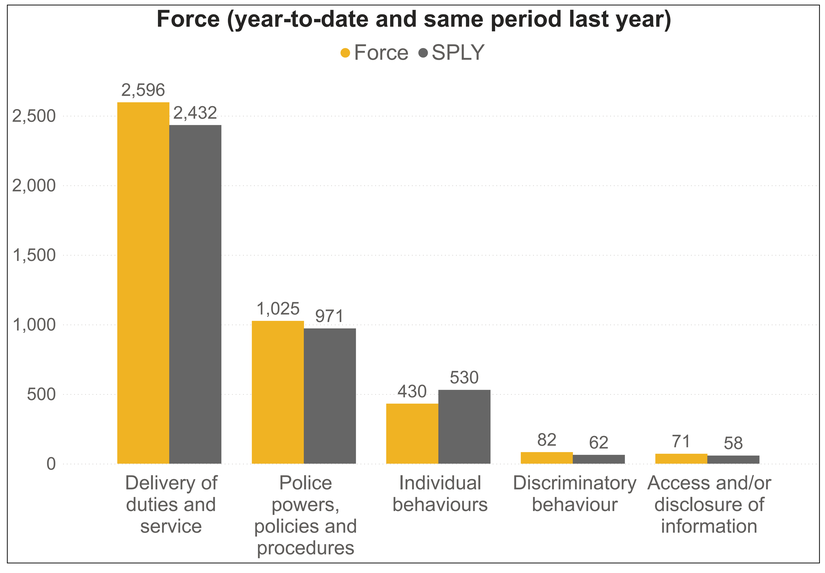

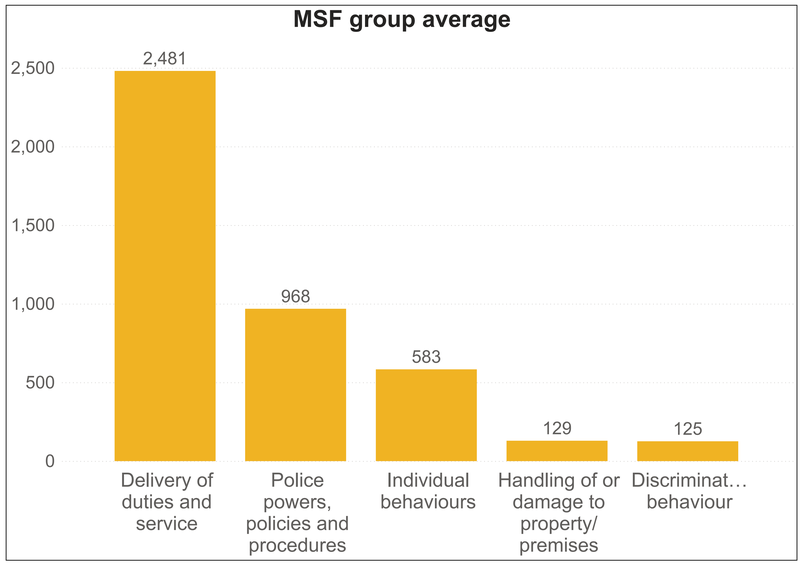

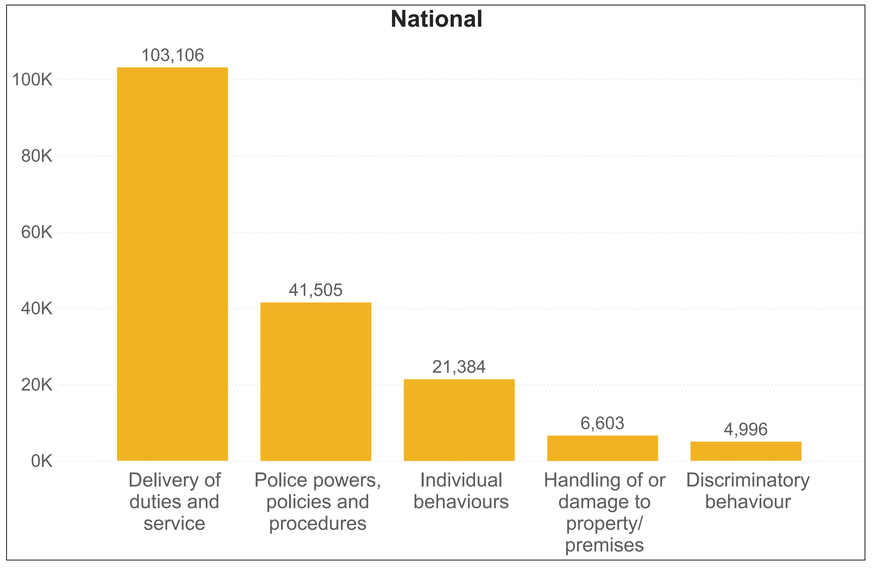

Most Similar Force (MSF) Group: Avon & Somerset Constabulary, Cheshire Constabulary, Derbyshire Constabulary, Essex Police, Kent Police, Northamptonshire Police, Staffordshire Police, Wiltshire Police

Allegation subcategories

This section presents data on some of the most commonly recorded categories on allegations logged. For more information on allegation categories, see the IOPC website and links provided on page 14.

This category is about the service received from the police. Complaints in this category can be organisational or can be about individual behaviour

Delivery of duties and service	Force		SPLY		MSF Average		National	
Sub-category	Logged	%	Logged	%	Logged	%	Logged	%
Police action following contact	1,178	45%	1,062	44%	1,169	47%	43,168	42%
Decisions	618	24%	536	22%	500	20%	16,853	16%
General level of service	496	19%	418	17%	448	18%	31,306	30%
Information	304	12%	416	17%	364	15%	11,776	11%
Total	**2,596**	**100%**	**2,432**	**100%**	**2,481**	**100%**	**103,103**	**100%**

This concerns individual behaviours (language, actions and behaviour) that are not an abuse of position or discriminatory in nature

Individual behaviours	Force		SPLY		MSF Average		National	
Sub-category	Logged	%	Logged	%	Logged	%	Logged	%
Impolite language / tone	186	43%	211	40%	145	25%	5,690	27%
Lack of fairness and impartiality	91	21%	100	19%	114	20%	3,135	15%
Unprofessional attitude and disrespect	62	14%	80	15%	145	25%	6,001	28%
Overbearing or harassing behaviours	62	14%	64	12%	108	18%	3,342	16%
Impolite and intolerant actions	29	7%	75	14%	72	12%	3,216	15%
Total	**430**	**100%**	**530**	**100%**	**583**	**100%**	**21,384**	**100%**

This category is about the use of police powers, including where an available power has not been used, and police policies and procedures. Complaints in this category can be organisational or about individual behaviour

Police powers, policies and procedures	Force		SPLY		MSF Average		National	
Sub-category	Logged	%	Logged	%	Logged	%	Logged	%
Use of force	221	22%	232	24%	205	21%	9,354	23%
Searches of premises and seizure of property	191	19%	163	17%	134	14%	5,528	13%
Detention in police custody	183	18%	159	16%	143	15%	5,441	13%
Power to arrest and detain	181	18%	207	21%	167	17%	7,174	17%
Evidential procedures	100	10%	55	6%	98	10%	3,715	9%
Bail, identification and interview procedures	76	7%	73	8%	81	8%	2,573	6%
Other policies and procedures	43	4%	58	6%	86	9%	5,037	12%
Stops, and stop and search	15	1%	10	1%	32	3%	1,981	5%
Out of court disposals	15	1%	14	1%	21	2%	700	2%
Total	**1,025**	**100%**	**971**	**100%**	**968**	**100%**	**41,503**	**100%**

This includes any issue where an element of discrimination was involved or was perceived to be involved. It also includes any instances where the possible discriminatory behaviour is identified by the person receiving, recording, or investigating a complaint. Complaints in this category can be organisational or can be about individual behaviour.

Discriminatory behaviour	Force		SPLY		MSF Average		National	
Sub-category	Logged	%	Logged	%	Logged	%	Logged	%
Disability	42	51%	13	21%	31	25%	1,107	22%
Race	20	24%	29	47%	56	45%	2,379	48%
Sex	11	13%	13	21%	21	17%	723	14%
Other	4	5%	1	2%	7	6%	376	8%
Religion or belief	2	2%	2	3%	3	2%	157	3%
Age	1	1%	1	2%	2	2%	63	1%
Gender reassignment	1	1%	1	2%	1	1%	55	1%
Sexual orientation	1	1%	2	3%	3	2%	133	3%
None					0	0%		
Marriage and civil partnership					0	0%		
Pregnancy and maternity					0	0%	3	0%
Total	**82**	**100%**	**62**	**100%**	**125**	**100%**	**4,996**	**100%**

Most Similar Force (MSF) Group: Avon & Somerset Constabulary, Cheshire Constabulary, Derbyshire Constabulary, Essex Police, Kent Police, Northamptonshire Police, Staffordshire Police, Wiltshire Police

Factors applied to allegations logged

This section presents information that shows the situational context of the dissatisfaction expressed in a complaint.

Each allegation should have a single category selected. However, multiple factors can be selected on a single allegation. Therefore, the sum of factors will not equal the total allegations logged in each category and the percentages here will add up to over 100%. Please refer to our guidance on capturing data about police complaints for definitions of categories and factors.

Measure type	Force		SPLY		MSF Average		National	
Factor	Logged	%	Logged	%	Logged	%	Logged	%
Investigation	1,992	46%	1,889	44%	1,976	44%	73,662	39%
Arrest	572	13%	581	13%	495	11%	22,295	12%
None	522	12%	431	10%	994	22%	38,408	20%
Custody	252	6%	228	5%	235	5%	10,889	6%
Neighbourhood policing	225	5%	226	5%	141	3%	8,198	4%
Roads/traffic	209	5%	236	5%	236	5%	11,363	6%
Domestic / gender abuse	203	5%	300	7%	173	4%	10,451	6%
Call Handling	111	3%	121	3%	187	4%	8,178	4%
VAWG - dissatisfaction handling	101	2%	104	2%	159	3%	8,335	4%
Public order incident	66	2%	40	1%	32	1%	1,350	1%
Mental health	61	1%	68	2%	83	2%	5,236	3%
Child protection / CSA / CSE	45	1%	81	2%	72	2%	3,524	2%
Death	29	1%	45	1%	33	1%	1,617	1%
Drugs / alcohol	26	1%	43	1%	28	1%	1,998	1%
Missing persons	18	0%	19	0%	24	1%	1,198	1%
Premises search	18	0%	55	1%	87	2%	4,979	3%
	11	0%	15	0%	20	0%	1,637	1%
Stop and/or search	10	0%	9	0%	59	1%	3,983	2%
Social media	9	0%	17	0%	13	0%	892	0%
Fraud	8	0%	16	0%	15	0%	1,448	1%
Firearms	6	0%	4	0%	18	0%	880	0%
Hate Crime	5	0%	12	0%	16	0%	836	0%
Restraint equipment	4	0%	18	0%	39	1%	1,759	1%
Police dogs or horses	3	0%			2	0%	115	0%
Covert policing	1	0%	2	0%	1	0%	83	0%
Serious injury	1	0%	1	0%	3	0%	352	0%
PPDA					7	0%	168	0%
PPDA - Police victim					0	0%	5	0%
Prejudicial and improper behaviour					0	0%	29	0%
Taser			3	0%	3	0%	189	0%
VAWG - police perpetrated			9	0%	22	0%	828	0%
VAWG - police victim			1	0%	4	0%	161	0%

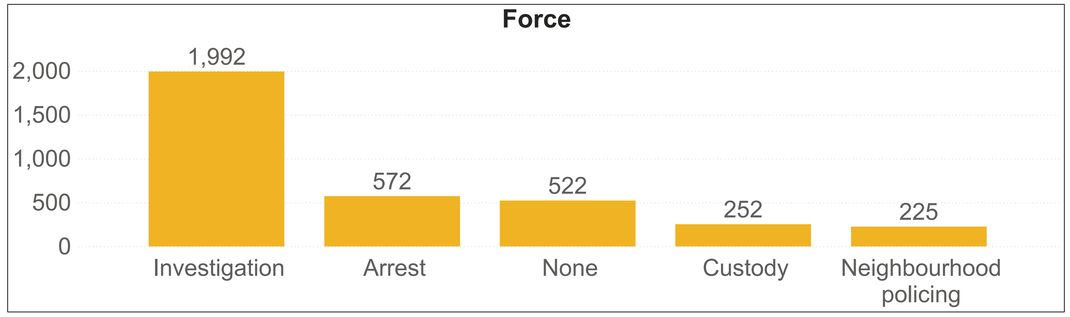

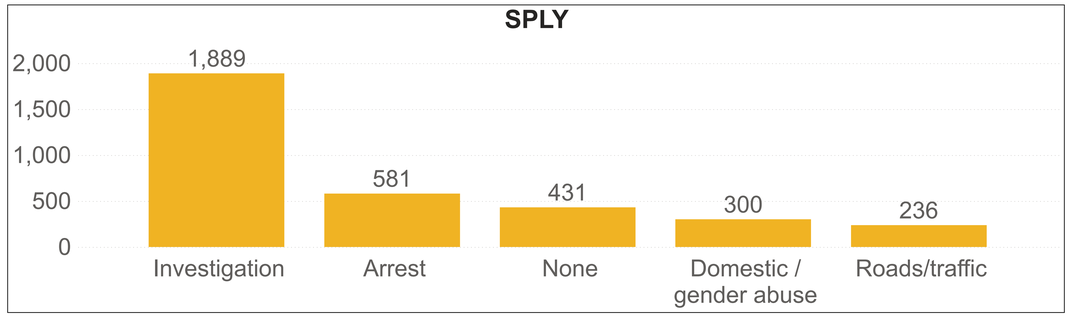

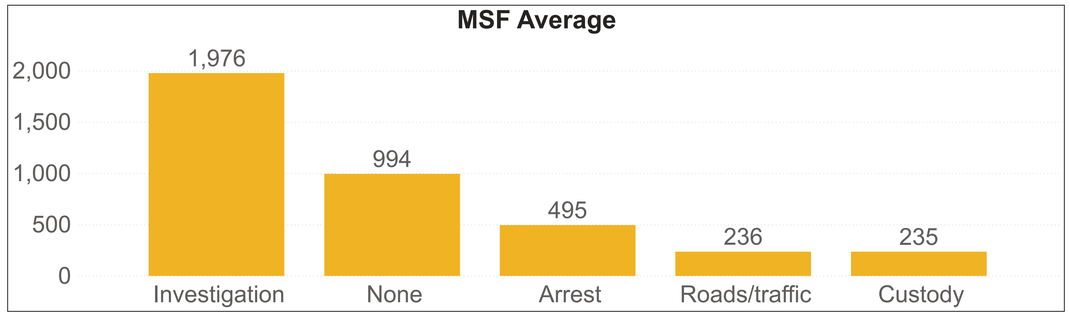

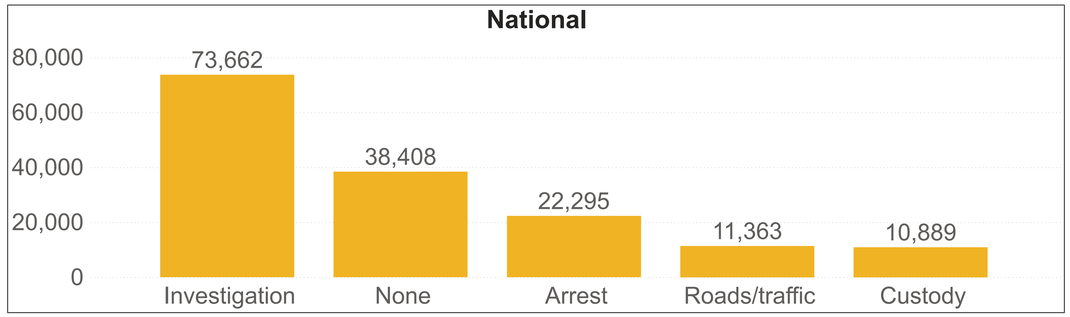

Most Similar Force (MSF) Group: Avon & Somerset Constabulary, Cheshire Constabulary, Derbyshire Constabulary, Essex Police, Kent Police, Northamptonshire Police, Staffordshire Police, Wiltshire Police

Factors on frequently applied allegation categories (force figures only)

This section presents information that shows what people are complaining about using a combination of allegation categories and factors against the police force.

Categories capture the root of the dissatisfaction expressed in a complaint. Factors capture the situational context of the dissatisfaction expressed in a complaint.

The combination of categories and factors provides a richer picture of what people are complaining about compared to the categories alone.

Each allegation should have a single category selected. However, multiple factors can be selected on a single allegation. Therefore, the sum of factors will not equal the total allegations logged in each category. Please refer to our guidance on capturing data about police complaints for definitions of categories and factors.

Category	Delivery of duties and service		Discriminatory behaviour		Individual behaviours		Police powers, policies and procedures	
Factors	Allegations Logged	Percent	Allegations Logged	Percent	Allegations Logged	Percent	Allegations Logged	Percent
Investigation	1,484	57%	27	33%	150	35%	279	27%
Arrest	102	4%	16	20%	64	15%	366	36%
None	339	13%	18	22%	61	14%	42	4%
Custody	25	1%	2	2%	20	5%	198	19%
Neighbourhood policing	147	6%	3	4%	58	13%	12	1%
Domestic / gender abuse	149	6%	4	5%	18	4%	29	3%
Roads/traffic	115	4%	4	5%	21	5%	34	3%
Call Handling	85	3%	4	5%	18	4%	3	0%
VAWG - dissatisfaction handling	87	3%			7	2%	6	1%
Public order incident	43	2%			7	2%	15	1%
Mental health	43	2%			6	1%	10	1%
Child protection / CSA / CSE	17	1%	2	2%	16	4%	9	1%
Death	24	1%					4	0%
Drugs / alcohol	14	1%	1	1%	2	0%	8	1%
Missing persons	15	1%			2	0%	1	0%
Premises search	3	0%			1	0%	12	1%
Stop and/or search	3	0%	1	1%			6	1%
	5	0%					4	0%
Social media	8	0%					1	0%
Fraud	8	0%						
Firearms	3	0%					2	0%
Hate Crime	4	0%	1	1%				
Restraint equipment							4	0%
Police dogs or horses	1	0%					2	0%
Covert policing	1	0%						
Serious injury	1	0%						

How allegations have been handled and allegation timeliness

This section presents the time it takes the force to finalise allegations by how they were handled.

- An allegation can be handled informally (outside of Schedule 3 of the Police Reform Act 2002) or formally handled under Schedule 3
- Schedule 3 allegations can handled without investigation or by investigation.
- Where handled by investigation this may be subject to 'special procedures' (meaning that a finding of a case to answer for misconduct may be found)
- If not subject to special procedures, a finding of the service provided being acceptable or unacceptable may be found.

For more information on allegation findings and actions, please see pages 8 - 10

Handling method	Outside of Schedule 3		Under Schedule 3 - not subject to investigation		Under Schedule 3 - by local investigation		Under Schedule 3 - by directed investigation		Under Schedule 3 - by independent investigation		Total	
Number finalised	Allegations Finalised	%	Allegations Finalised	%	Allegations Finalised	%	Allegations Finalised	%	Allegations Finalised	%	Allegations Finalised	%
Force	861	21%	2,962	74%	182	5%					**4,005**	**100%**
SPLY	1,171	27%	2,922	66%	321	7%			3	0%	**4,417**	**100%**
MSF Average	1,493	35%	2,366	55%	404	9%	0	0%	9	0%	**4,272**	**100%**
National	82,446	45%	85,168	46%	16,974	9%	1	0%	315	0%	**184,904**	**100%**

. Local investigation	Not special procedures Finalised	%	Special procedures Finalised	%	Total Finalised	%
Force	163	90%	19	10%	**182**	**100%**
SPLY	305	95%	16	5%	**321**	**100%**
MSF Average	370	92%	34	8%	**404**	**100%**
National	15,386	91%	1,588	9%	**16,974**	**100%**

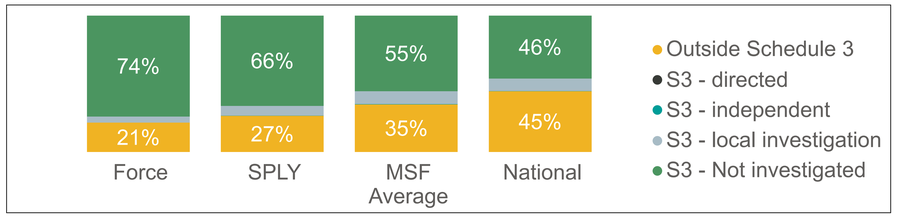

Timeliness is calculated from the date the allegation was received by the force to the day the complainant is informed of the allegation decision.

Allegations with 'invalid dates' have been removed from the data shown. Please refer to the performance framework counting rules and calculations on the IOPC website for an explanation of invalid dates.

Handling method	Force	SPLY	MSF Average	National
Outside of Schedule 3	9	14	21	22
Under Schedule 3 - not subject to investigation	86	73	120	106
Under Schedule 3 - by local investigation	134	136	195	228
Under Schedule 3 - by directed investigation	0	0	0	48
Under Schedule 3 - by independent investigation	0	199	231	338

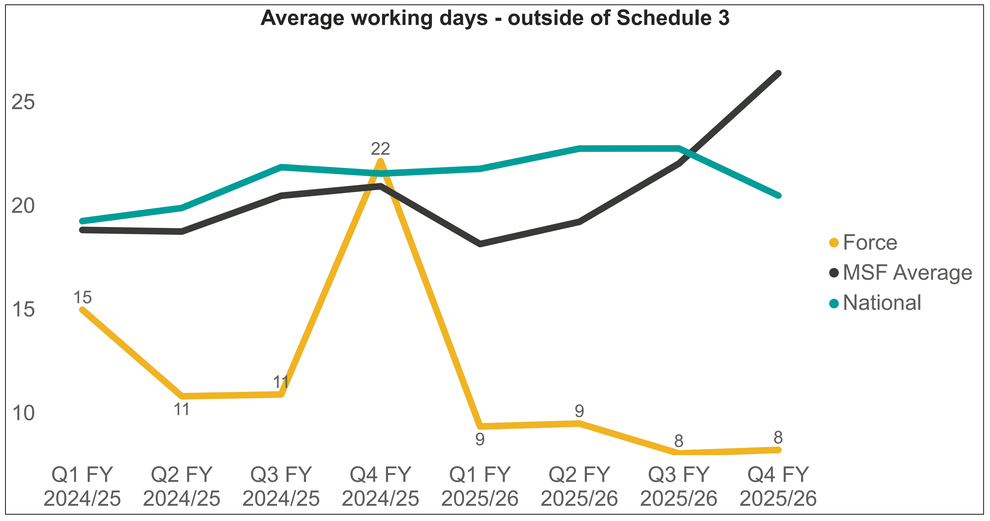

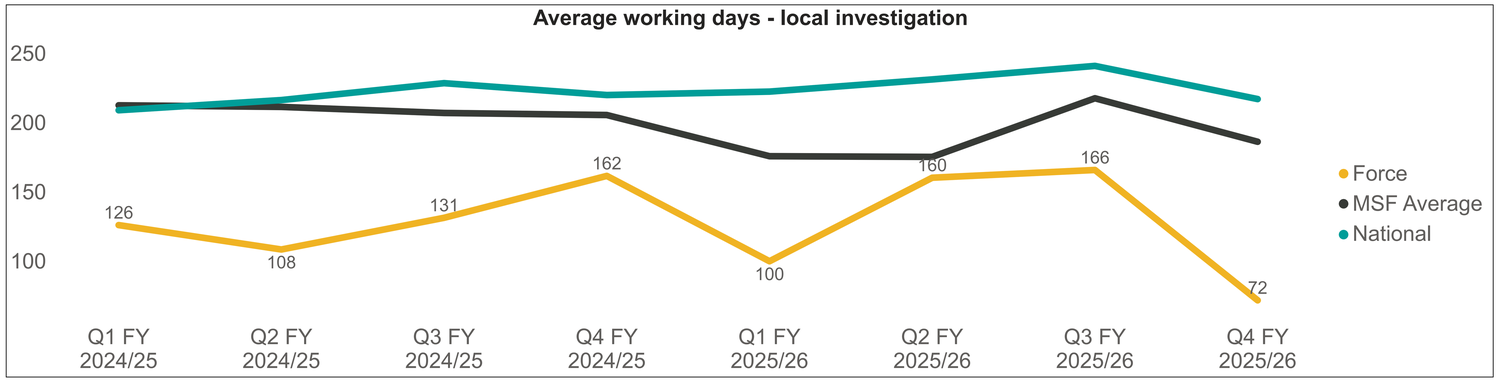

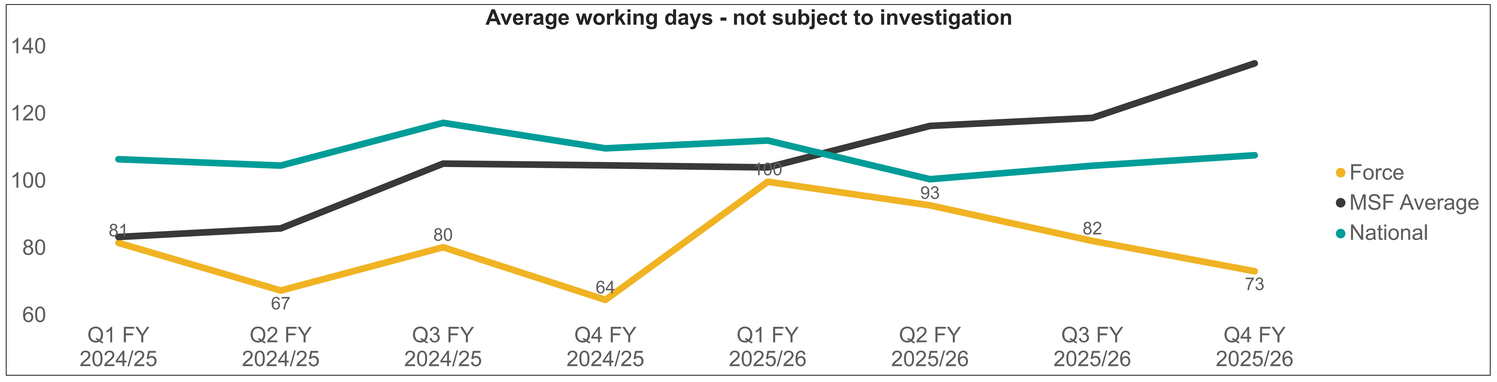

Complaint timeliness

This section shows the time it takes the force to finalise complaint cases from the customer's perspective. Timeliness is calculated from the date the complaint was made. On cases under Schedule 3, the below figures include the time a case may spend suspended due to criminal matters.

Complaint cases with 'invalid dates' have been removed from the data shown. Please refer to the IOPC website performance framework counting rules and calculations on the for an explanation of invalid dates.

.	Outside of Schedule 3		Schedule 3 - not investigated		Schedule 3 investigated (not subject to special procedures)		Schedule 3 investigated (subject to special procedures)		Total	
Measure type	Finalised	%	Finalised	%	Finalised	%	Finalised	%	Finalised	%
Force	747	41%	1,015	55%	64	3%	8	0%	**1,834**	**100%**
SPLY	865	48%	863	48%	77	4%	10	1%	**1,815**	**100%**
MSF Average	1,306	59%	815	37%	95	4%	14	1%	**2,230**	**100%**
National	70,061	65%	32,002	30%	4,930	5%	634	1%	**107,627**	**100%**

.	Schedule 3 - not investigated		Schedule 3 investigated (not subject to special procedures)		Schedule 3 investigated (subject to special procedures)	
Measure type	Finalised	Average days to finalise	Finalised	Average days to finalise	Finalised	Average days to finalise
Force	1,015	111	64	168	8	226
SPLY	863	99	77	161	10	275
MSF Average	815	130	95	228	14	336
National	32,002	142	4,930	261	634	349

Force: Complaint cases finalised by handling method

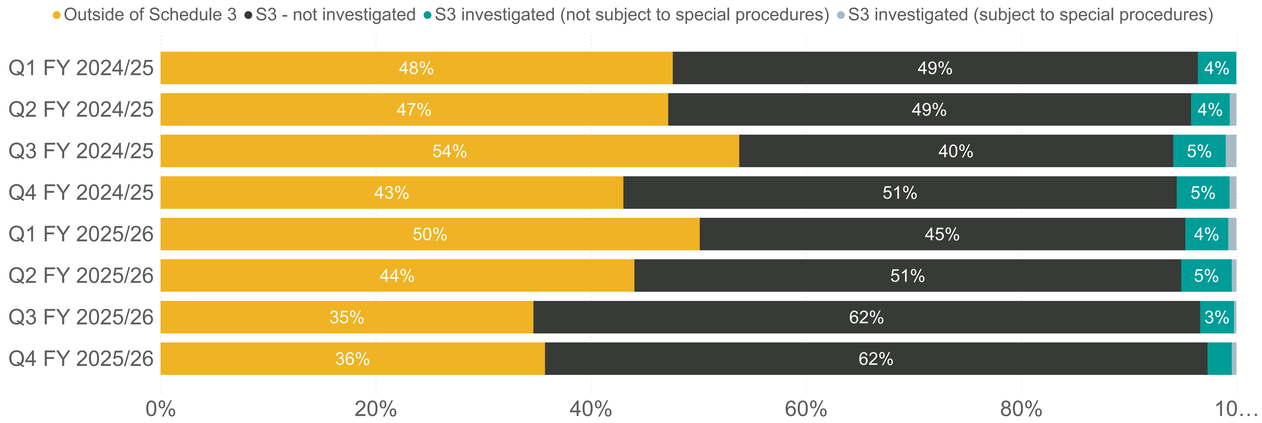

Outside of Schedule 3	Finalised	Average days to finalise
Force	747	9
SPLY	865	15
MSF Average	1,306	23
National	70,063	23

Outside Schedule 3

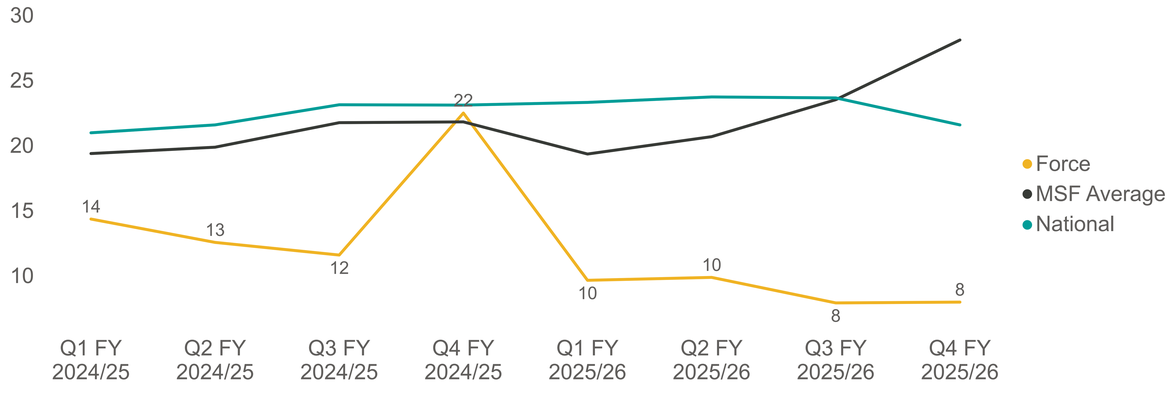

Schedule 3 - Not investigated

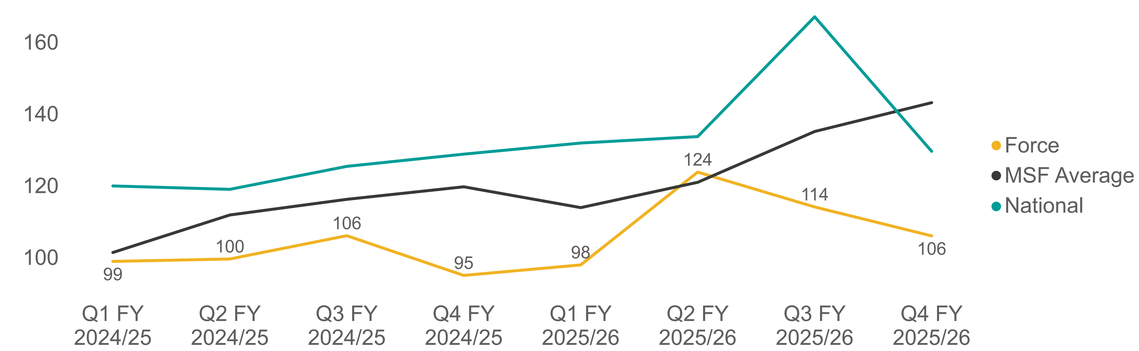

Schedule 3 - Investigated (not special procedures)

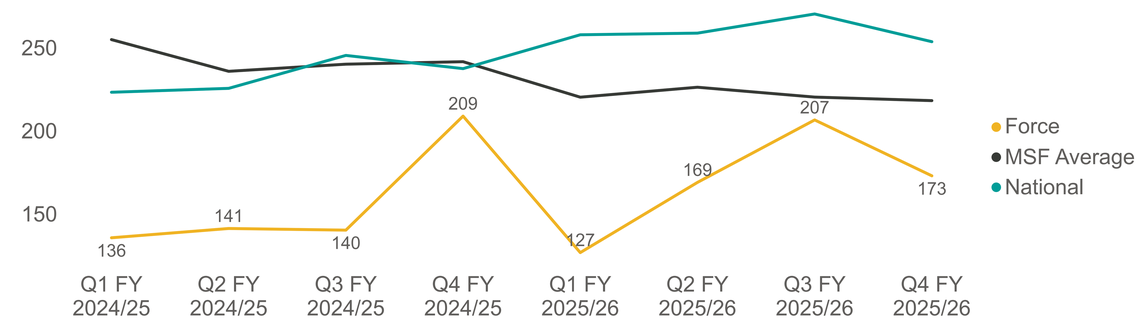

Schedule 3 - Investigated (special procedures)

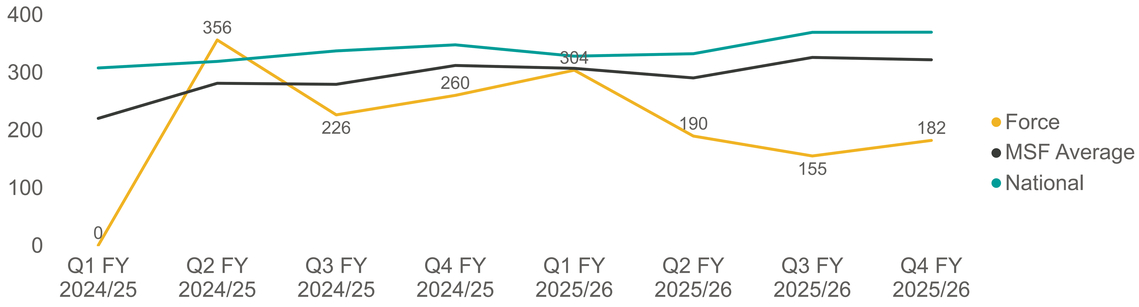

Most Similar Force (MSF) Group: Avon & Somerset Constabulary, Cheshire Constabulary, Derbyshire Constabulary, Essex Police, Kent Police, Northamptonshire Police, Staffordshire Police, Wiltshire Police

Findings and actions on Outside Schedule 3 allegations

This section presents information about what happened as a result of the allegation (action). Actions are captured at allegation level and multiple actions can be selected, where appropriate, on single allegation. The figures shown in this section are based on allegations that resulted in the corresponding action. As more than one action can be selected for a single allegation, the sum of all percentages will not equal 100%.

The actions available once an allegation is finalised depend on how the complaint case has been handled. Please refer to our guidance on capturing data about police complaints for details of actions available (link available on page 14)

When an allegation is handled outside of Schedule 3 it will result in a finding of Resolved or Not Resolved - (an allegation not resolved may be moved to Schedule 3 or finalised without additional action)

Outside Schedule 3 result	Force	SPLY	MSF Average	National
Resolved	844	1,123	1,448	78,219
Not Resolved	17	48	45	4,224
Total	**861**	**1,171**	**1,493**	**82,443**

Figures may differ in the two tables where actions have not yet been decided or not yet recorded

Measure	Force		SPLY		MSF Average		National	
Actions on allegations outside of Schedule 3	Allegations finalised	Percent	Allegations finalised	Percent	Allegations finalised	Percent	Allegations finalised	Percent
Explanation	687	80%	933	80%	1,057	71%	53,668	65%
No further action	76	9%	101	9%	149	10%	10,054	12%
Apology	46	5%	67	6%	100	7%	6,733	8%
Debrief	32	4%	38	3%	15	1%	1,041	1%
Other action	16	2%	22	2%	71	5%	7,759	9%
Learning from reflection	1	0%	8	1%	78	5%	2,278	3%
Policy review	1	0%			2	0%	56	0%
Goodwill gesture					3	0%	178	0%
Organisational learning			1	0%	15	1%	337	0%
Total	**859**	**100%**	**1,170**	**100%**	**1,489**	**100%**	**82,104**	**100%**

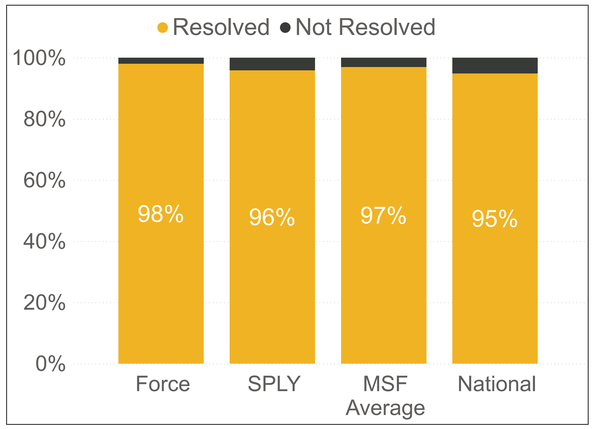

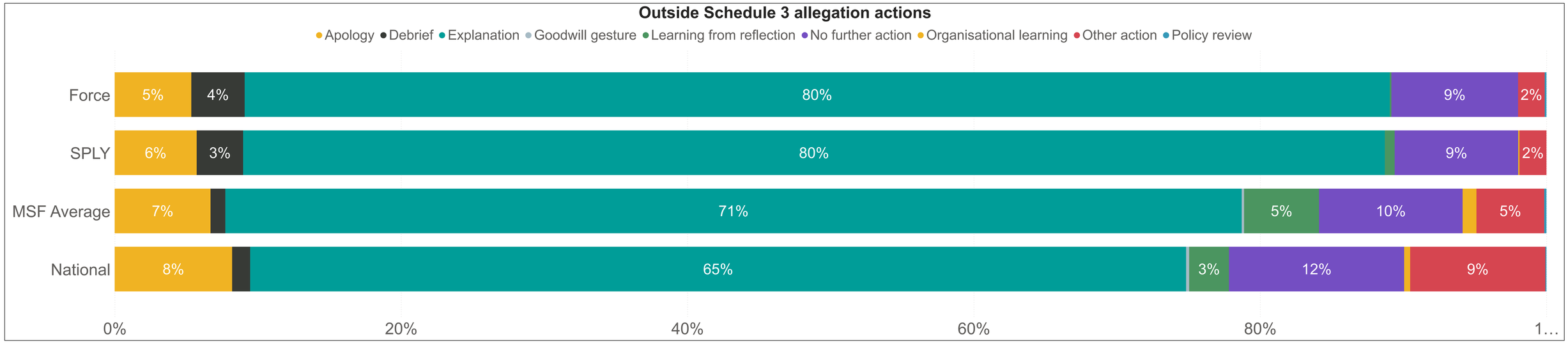

Most Similar Force (MSF) Group: Avon & Somerset Constabulary, Cheshire Constabulary, Derbyshire Constabulary, Essex Police, Kent Police, Northamptonshire Police, Staffordshire Police, Wiltshire Police

Findings on Schedule 3 allegations

This section presents information about what happened as a result of the allegation (action). Actions are captured at allegation level and multiple actions can be selected, where appropriate, on single allegation. The figures shown in this section are based on allegations that resulted in the corresponding action. As more than one action can be selected for a single allegation, the sum of all percentages will not equal 100%.

The actions available once an allegation is finalised depend on how the complaint case has been handled. Please refer to our guidance on capturing data about police complaints for details of actions available.

When an allegation is handled under Schedule 3 (not investigated or investigated not subject to special procedures), it will typically result in a finding of:

The service provided was acceptable

The service provided was not acceptable

Unable to determine whether service provided was acceptable

Measure type	Force		SPLY		MSF Average		National	
Not investigated	**Finalised**	**%**	**Finalised**	**%**	**Finalised**	**%**	**Finalised**	**%**
No further action	117	4%	229	8%	217	9%	5,708	7%
Regulation 41 applies					8	0%	262	0%
Service provided - acceptable	2,171	73%	2,056	70%	1,600	68%	58,464	69%
Service provided - not acceptable	342	12%	345	12%	285	12%	11,005	13%
Service provided - unable to determine	288	10%	231	8%	187	8%	7,657	9%
Withdrawal	44	1%	61	2%	69	3%	2,069	2%

Measure type	Force		SPLY		MSF Average		National	
Not subject to special procedures	**Finalised**	**%**	**Finalised**	**%**	**Finalised**	**%**	**Finalised**	**%**
Case to Answer					0	0%		
No further action	15	9%	12	4%	17	4%	504	3%
Regulation 41 applies					2	0%	218	1%
Service provided - acceptable	105	64%	220	71%	260	70%	10,707	69%
Service provided - not acceptable	16	10%	29	9%	45	12%	2,102	14%
Service provided - unable to determine	24	15%	43	14%	41	11%	1,531	10%
Withdrawal	3	2%	4	1%	8	2%	429	3%

An allegation investigated (subject to special procedures) should not result in a service finding but some have been recorded with that outcome

Such allegations should result in a Case to Answer or No Case to Answer for misconduct

In addition, an allegation can be withdrawn, finalised following criminal proceedings or subject to no further action. No further action here means that the allegation could not be progressed, for example due to being unable to engage with the complainant. This is different from the force deciding to take no further action after looking into an allegation

Measure type	Force		SPLY		MSF Average		National	
Subject to special procedures	**Finalised**	**%**	**Finalised**	**%**	**Finalised**	**%**	**Finalised**	**%**
Case to Answer	5	26%	4	25%	15	36%	397	22%
No Case to Answer	11	58%	8	50%	15	37%	886	49%
No further action					1	2%	31	2%
Regulation 41 applies					1	2%	7	0%
Service provided - acceptable	2	11%	1	6%	5	13%	285	16%
Service provided - not acceptable			3	19%	2	5%	81	5%
Service provided - unable to determine	1	5%			1	3%	43	2%
Withdrawal					2	4%	69	4%

Schedule 3 allegations (not investigated)

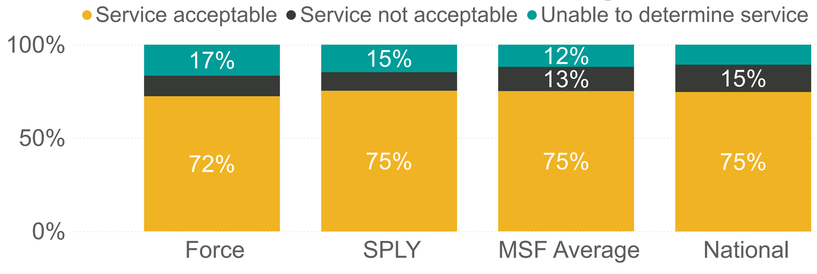

Schedule 3 allegations (investigated - not subject to special procedures)

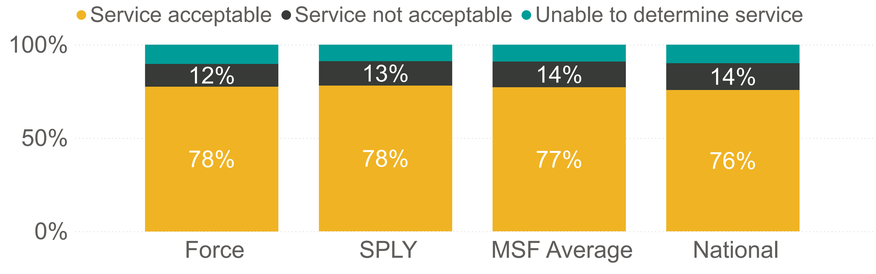

Most Similar Force (MSF) Group: Avon & Somerset Constabulary, Cheshire Constabulary, Derbyshire Constabulary, Essex Police, Kent Police, Northamptonshire Police, Staffordshire Police, Wiltshire Police

Actions on Schedule 3 allegations

This section presents information about what happened as a result of the allegation (action). Actions are captured at allegation level and multiple actions can be selected, where appropriate, on single allegation. The figures shown in this section are based on allegations that resulted in the corresponding action.

The actions available once an allegation is finalised depend on how the complaint case has been handled. Please refer to our guidance on capturing data about police complaints for details of actions available.

Measure	Force		SPLY		MSF Average		National	
Actions on Schedule 3 allegations	Allegations finalised	Percent	Allegations finalised	Percent	Allegations finalised	Percent	Allegations finalised	Percent
Explanation	2,661	85%	2,668	82%	1,990	72%	66,745	65%
Learning from reflection	223	7%	125	4%	142	5%	5,564	5%
No further action	176	6%	286	9%	424	15%	17,908	18%
Apology	41	1%	127	4%	107	4%	4,154	4%
Organisational learning	22	1%	17	1%	32	1%	948	1%
Others	13	0%	12	0%	53	2%	1,158	1%
Debrief	5	0%	1	0%	2	0%	4,219	4%
Referral to RPRP	3	0%	8	0%	20	1%	1,333	1%
Misconduct proceedings			2	0%	3	0%	162	0%
Total	**3,144**	**100%**	**3,246**	**100%**	**2,774**	**100%**	**102,191**	**100%**

Please note: A finding for misconduct can only be made where the allegation is investigated subject to special procedures

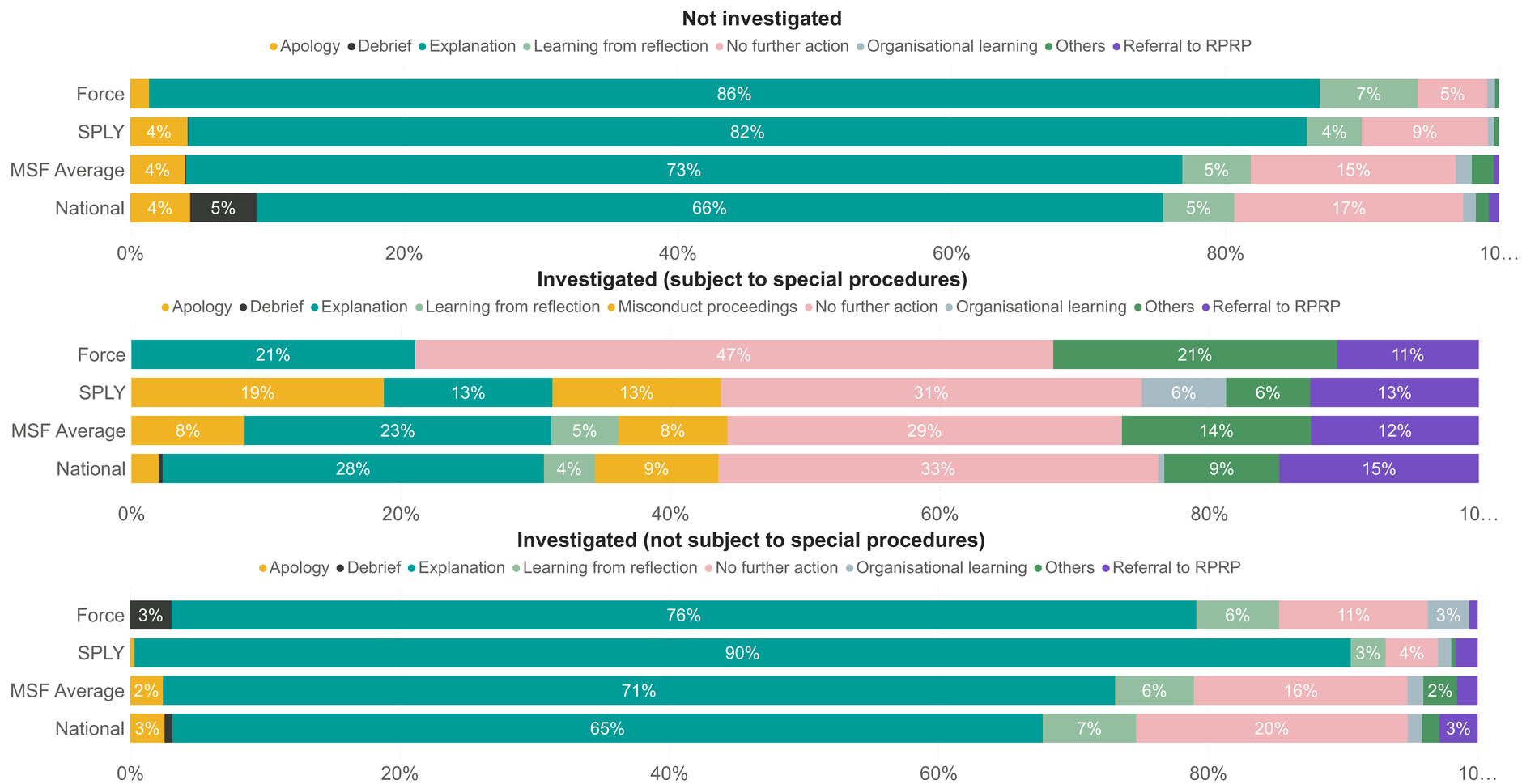

Most Similar Force (MSF) Group: Avon & Somerset Constabulary, Cheshire Constabulary, Derbyshire Constabulary, Essex Police, Kent Police, Northamptonshire Police, Staffordshire Police, Wiltshire Police

Reviews received

This section presents data on the number of reviews received about this force by the IOPC and by the local policing body. The charts enable you to see the proportion of each review type being received by the two bodies. The IOPC handle the majority of reviews where the complaint was handled by investigation. For information on when the IOPC should be the review body, please see our Statutory Guidance

LPB reviews	Investigation	Non-investigation
Force	6	125
SPLY	1	109
MSF Average	3	141
National	275	5,002

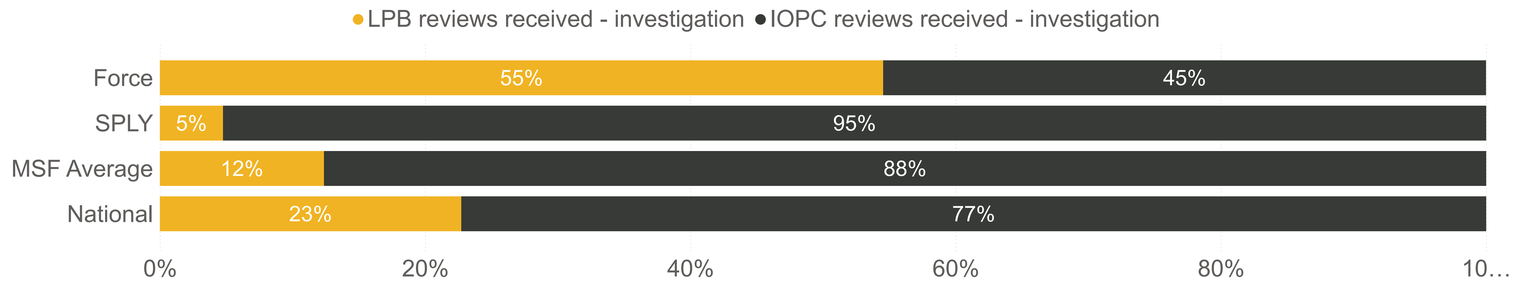

IOPC Reviews	Investigation	Non-investigation
Force	5	46
SPLY	20	30
MSF Average	22	37
National	935	2105

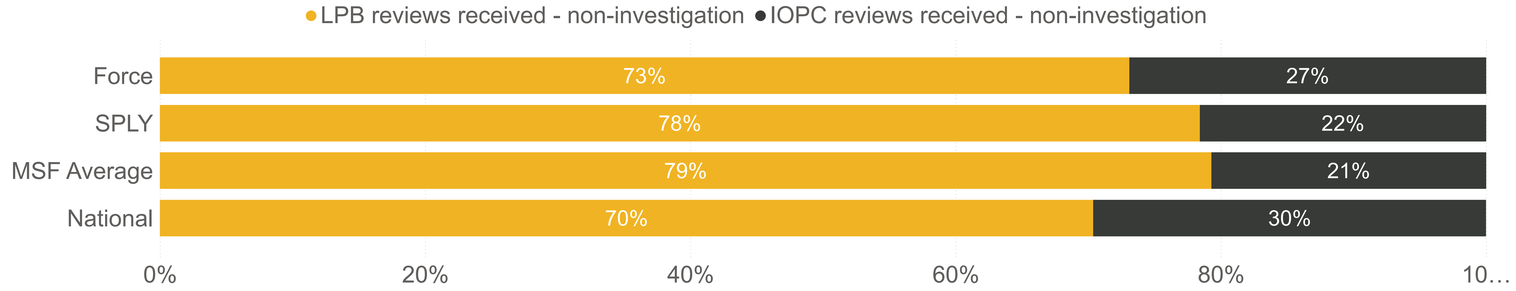

Complaints are not finalised until after any reviews are completed. However, this measure helps to provide an indication of how often reviews are made in comparison to the number of complaints completed.

Measure	Reviews Received	Complaint cases finalised under Schedule 3
Force	182	1,087
SPLY	160	950
MSF Average	203	924
National	8,317	37,566

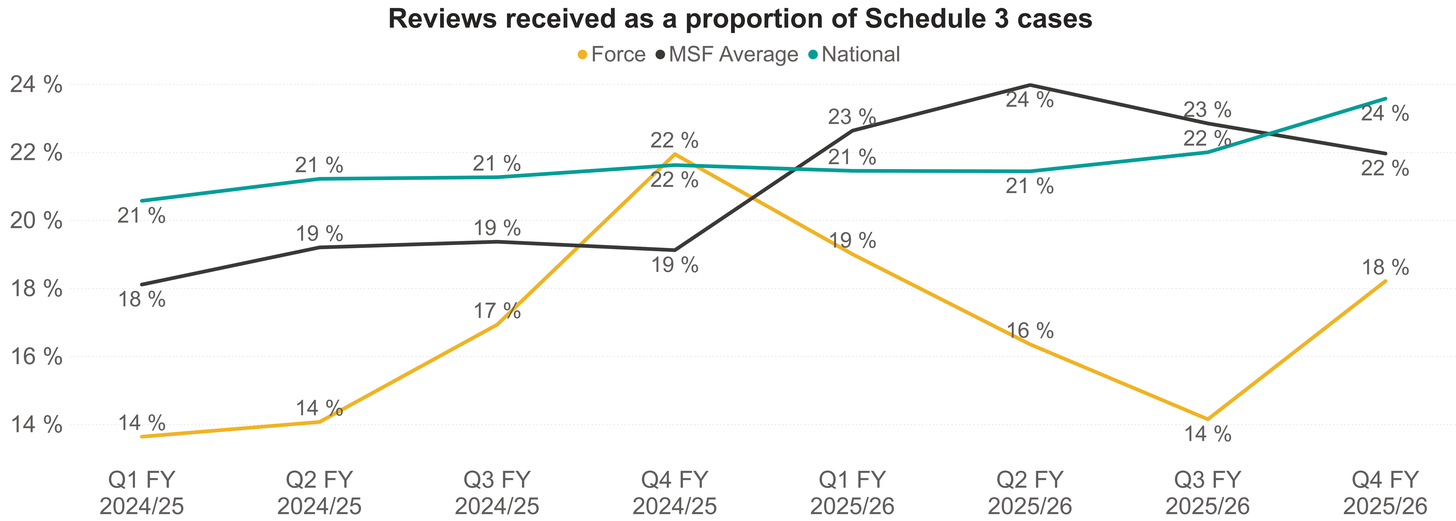

Most Similar Force (MSF) Group: Avon & Somerset Constabulary, Cheshire Constabulary, Derbyshire Constabulary, Essex Police, Kent Police, Northamptonshire Police, Staffordshire Police, Wiltshire Police

Reviews outcomes and timeliness

LPB Reviews

This section presents information about the decisions made on reviews and how long reviews are taking to finalise.

When a review finds that the outcome of the complaint was not reasonable and proportionate, that review is considered to be 'upheld'

Review type	Complete with outcome	Upheld
Investigation		
Force	5	0
SPLY	1	0
MSF Average	3	1
National	282	80
Non-investigation		
Force	160	34
SPLY	52	3
MSF Average	118	20
National	4429	868

Review type	Average duration
Investigation	
Force	61
SPLY	66
MSF Average	41
National	57
Non-investigation	
Force	90
SPLY	66
MSF Average	51
National	44

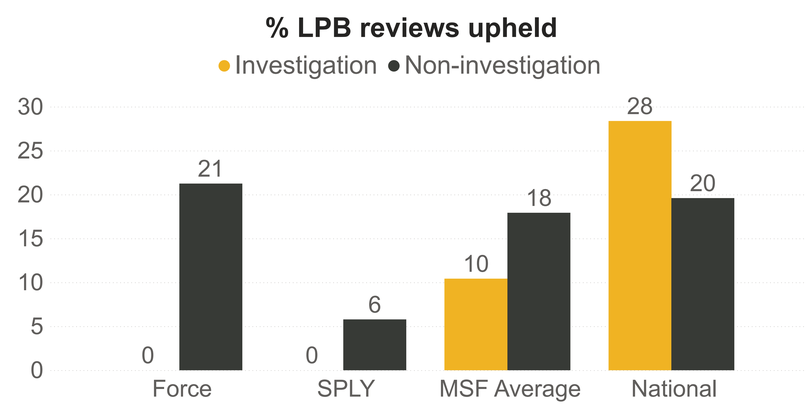

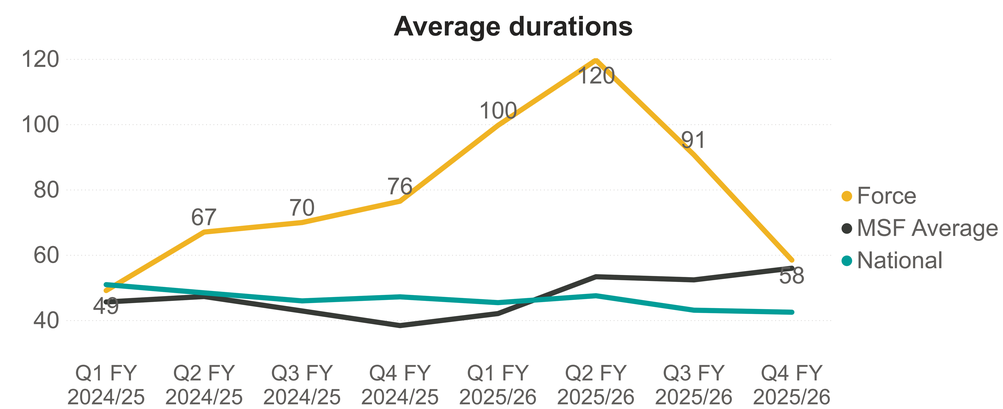

IOPC Reviews

The IOPC will be the review body on complaints that meet certain criteria, including mandatory referral criteria (see page 16)

When a complaint is referred to the IOPC, the IOPC automatically becomes the review body.

There has been a significant backlog in the number of reviews handled by the IOPC which means the average durations are typically longer than those on reviews where the relevant review body is the local policing body

IOPC review	Investigation	Upheld	Non-investigation	Upheld
Force	9	4	50	13
SPLY	14	3	11	2
MSF Average	29	8	41	11
National	1,152	327	2,121	555

Measure	Average duration
Force	103
SPLY	100
MSF Average	123
National	115

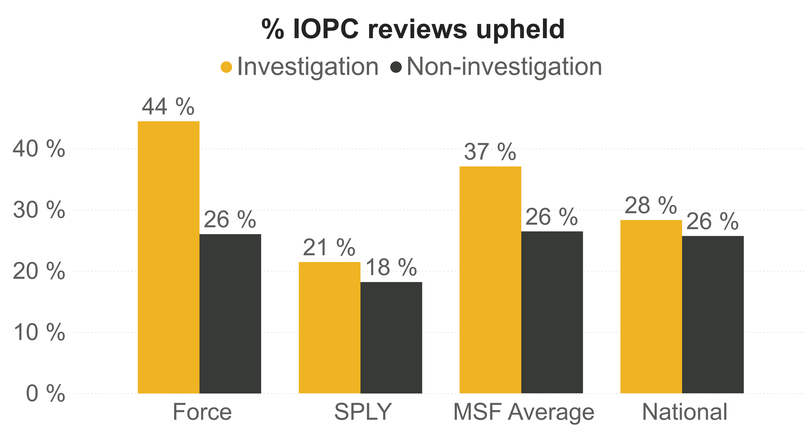

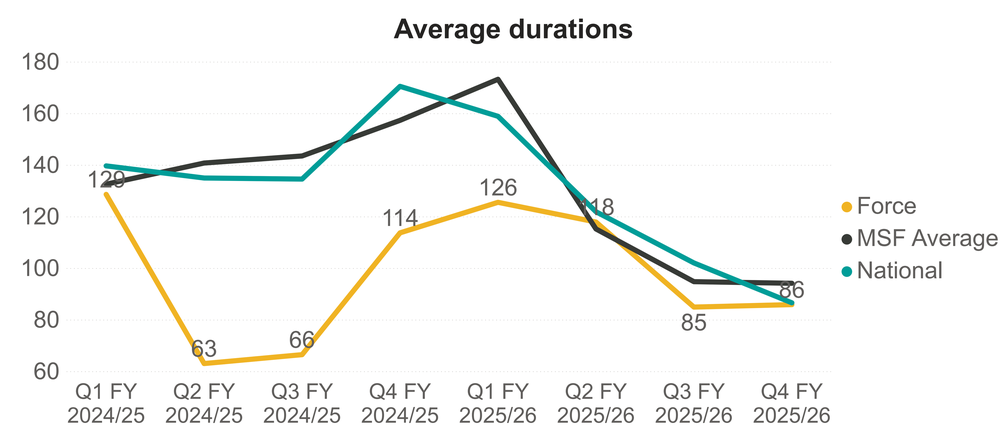

Most Similar Force (MSF) Group: Avon & Somerset Constabulary, Cheshire Constabulary, Derbyshire Constabulary, Essex Police, Kent Police, Northamptonshire Police, Staffordshire Police, Wiltshire Police

Referrals to the IOPC

The force should refer certain matters to the IOPC for the IOPC to decide how they should be handled. The figures presented in this section include all referrals that the force makes to the IOPC (received), not just those arising from complaints.

When the IOPC receives a referral from the force, it reviews the information they have provided. The IOPC decides whether the matter requires an investigation, and the type of investigation.

Referrals may have been completed in a different period to when they were received.

A referral may be made invalid if the matter does not fall within the IOPC's remit

The sum of decisions may not match the number of referrals completed. This is because some matters referred may have come to the attention of the appropriate authority before 1 February 2020 and have investigation type decisions of either managed or supervised.

	Force	SPLY	MSF Average	National
Number Referrals Received	107	147	134	6,942
Number referrals completed	108	151	134	7,017
Decision: Directed Investigation			0	24
Decision: Independent Investigation	5	3	5	400
Decision: Invalid	4	6	2	98
Decision: Local Investigation	61	77	75	3,513
Decision: Return to Force	38	64	52	2,980

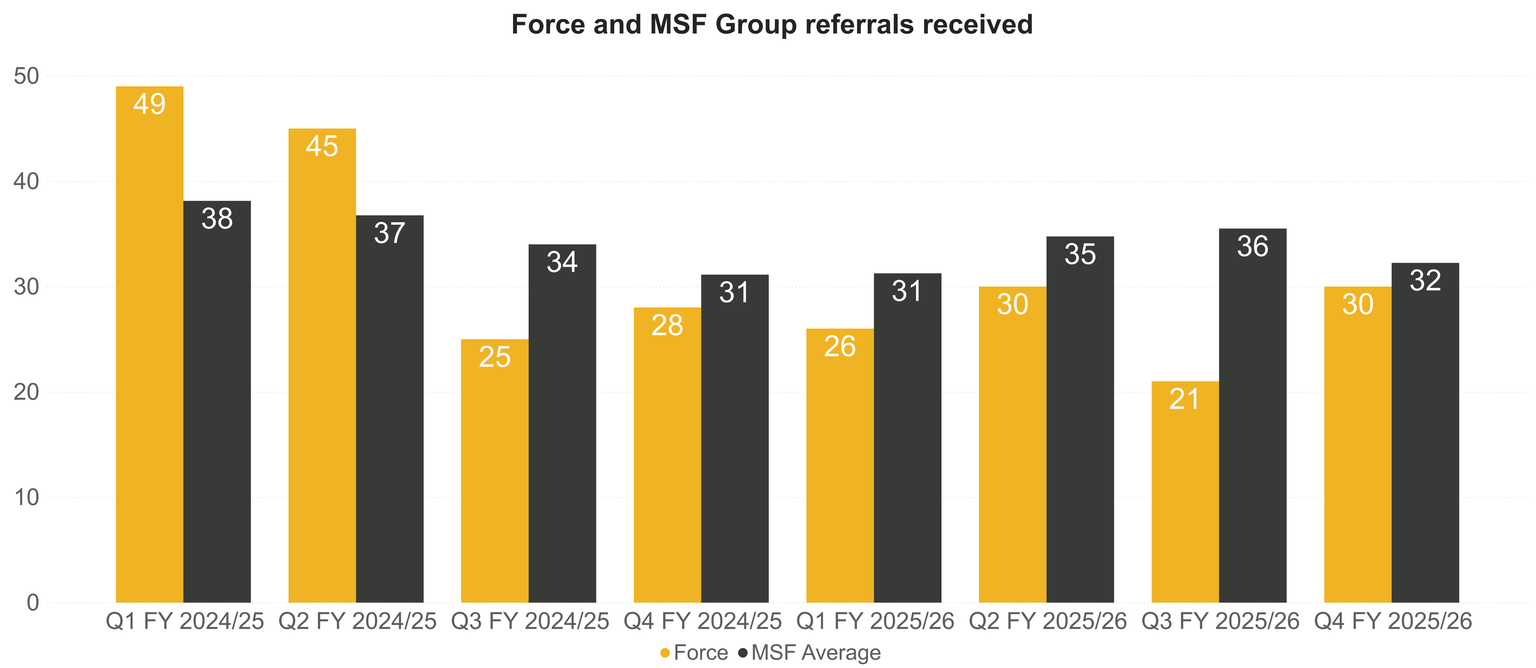

Referral type	Force	SPLY	MSF Average	National
Complaint	21	35	34	1,786
Conduct	10	21	24	1,204
DSI	76	91	76	3,952
Total	**107**	**147**	**134**	**6,942**

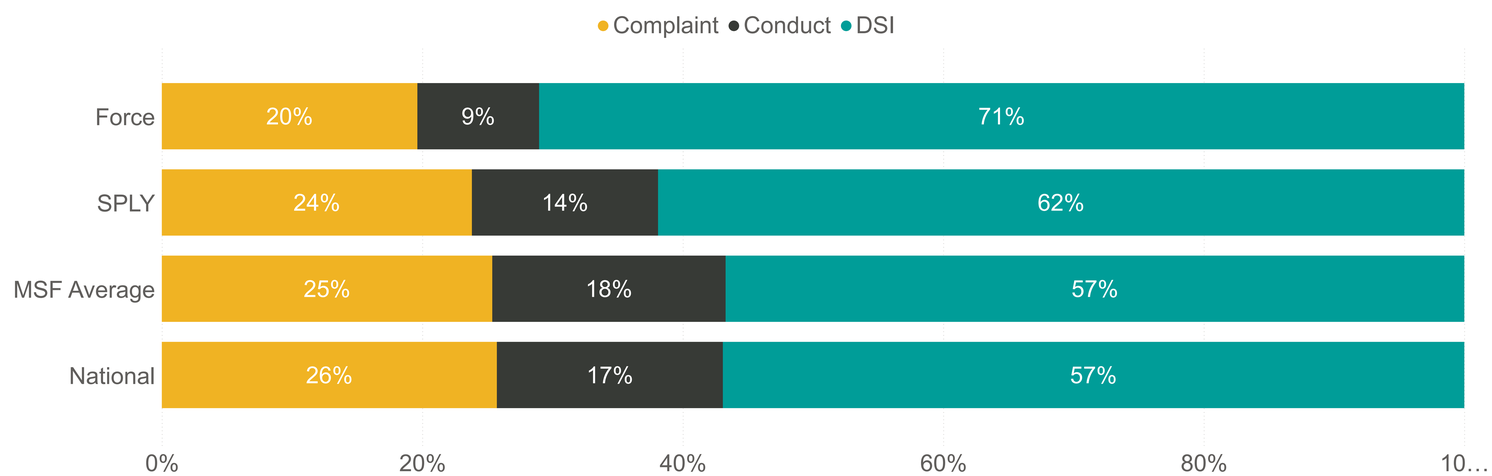

Most Similar Force (MSF) Group: Avon & Somerset Constabulary, Cheshire Constabulary, Derbyshire Constabulary, Essex Police, Kent Police, Northamptonshire Police, Staffordshire Police, Wiltshire Police

Notes

Data sources

- Data in this bulletin is taken from XML data submissions made by forces to the IOPC every quarter except for IOPC performance data which is taken from the IOPC case management system.
- Police force employee numbers are taken from the latest police workforce England and Wales statistics published by the Home Office.
- The most similar force (MSF) groups used for the calculation of the MSF averages in this bulletin are those determined by HMICFRS. Please note that the British Transport Police, Report Fraud and City of London Police do not have an MSF group. A list of the MSF groups is available on the IOPC website.

Performance Framework counting rules and calculation

- The counting rules and calculations used to produce the data shown in this bulletin can be found on the IOPC website.
- Average times are presented in working days and do not include weekends or bank holidays.
- Some percentages may add up to more or less than 100% due to rounding.
- Complaint cases and allegations with invalid start/end dates have been removed from average time calculations. Therefore, the numbers of complaint cases and allegations used in the average time calculations may be lower than the total number of complaint cases and allegations logged or finalised.

Data constraints

- The data is sourced from live case management systems and provides a snapshot of information as it was at that time. Therefore, there may be variances between the information in this bulletin and information reported at a later date.

Further Information

- A glossary providing a full list of definitions used in this bulletin, can be found on the IOPC website.

- Additional information about the recording of police complaints, including the definitions of the complaint categories, can be found in appendix A of the IOPC's Guidance on capturing data about police complaints.

- Information about how the police complaints system operates, who can complain and how reviews are dealt with can be found in the IOPC's Statutory Guidance on the police complaints system (February 2020).